

***Equivalence of Two Formulations for
Robot Arm Dynamics***

J.L. Turney
T.N. Mudge
C.S.G. Lee

December 1980

Prepared under
an Unrestricted Grant from Fairchild
Camera and Instrument Corp.



DEPARTMENT OF ELECTRICAL AND COMPUTER ENGINEERING
SYSTEMS ENGINEERING LABORATORY
THE UNIVERSITY OF MICHIGAN, ANN ARBOR 48109

*Equivalence of Two Formulations For
Robot Arm Dynamics*

J. L. Turney

T. N. Mudge

C. S. G. Lee

December 1980

Prepared under
an Unrestricted Grant from Fairchild
Camera and Instrument Corp.

DEPARTMENT OF ELECTRICAL AND COMPUTER ENGINEERING
SYSTEMS ENGINEERING LABORATORY
THE UNIVERSITY OF MICHIGAN, ANN ARBOR 48109

ABSTRACT

In the following, two formulations for robot arm dynamics are developed, one based on Lagrangian mechanics, and the other on Newton-Euler mechanics. It is then shown that the two formulations are mathematically equivalent, providing a check on their consistency. The computational complexity of the methods are compared. Finally, a modified formulation is developed which proves to be less computationally complex and that allows more parallelism in its computation than the original two formulations.

TABLE OF CONTENTS

Introduction	2
Notation	3
Lagrange	10
Newton-Euler	13
Connection between Lagrange and Newton-Euler	17
Improvements to Newton-Euler	24
Computational complexity comparison	26
Application to simulation	31
Conclusion	33
Bibliography	34
Appendix enumerating Lagrange computations	35

0. INTRODUCTION

A mechanical manipulator is an open chain of links driven at each joint by an actuator in a coordinated fashion to move the end-effector or "hand" link with multiple degrees of freedom. In this paper we refer to such a manipulator simply as an "arm."

An accurate dynamic model for arm motion is useful in both simulation and model based control of an arm. For the latter application several authors [Pau72, Bej74, Lew74, Hol80, LWP80, HoT80] have derived their own set of arm equations from different physical approaches. Since the physical assumptions of each author are identical, the derived equation sets, although dissimilar in appearance, should be equivalent or consistent in content. Their computational complexity, on the other hand, varies greatly.

Lewis [Lew74] uses Lagrange formalism to derive a compact but complex set of equations which we refer to as the Lagrange set. Luh, Walker and Paul [LWP80] employ Newton's laws applied to rotating systems and obtain a less compact but computationally less complex set of equations which we refer to as the Newton-Euler set. Hollerbach [Hol80] derives a recursive Lagrange set which has roughly the efficiency of the Newton-Euler set but not the compactness of the Lagrange set of Lewis. Horowitz and Tomizuka [HoT80] use Gibbs Appell formalism to derive a set of equations whose complexity falls between the Lagrange and Newton-Euler set. They, however, did not propose to perform the actual computations. In their case the structure of the equations was obtained in order to parameterize the computation and allow adjustment of parameters by adaptive control. We will not discuss the last two sets further.

It was our goal to find the most computationally efficient set of arm dynamics equations in order to allow real-time control and high speed simulation of the arm. To this end we have studied the Lagrange and Newton-Euler sets of equations and have explored the connection between the two to check for consistency and to determine if there might not be a middle ground where one could achieve solutions of less complexity than either set of equations. This report presents that study.

In the following sections we:

- (1) introduce a standard set of notation
- (2) present the Lagrange derivation
- (3) present the Newton-Euler derivation
- (4) exhibit the mathematical connection between the Lagrange and Newton-Euler formulations
- (5) develop an improved Newton-Euler formulation
- (6) discuss the attributes of each equation set and determine the best set for real-time control and high speed simulation
- (7) discuss our simulation application
- (8) summarize our results

1. NOTATION

We adopt the following set of notation which is consistent with most of the literature.

Matrices, and tensors will be represented in upper case type, while vectors will be in **boldface** type.

R_j^i represents a three by three rotation matrix which maps a vector from its representation in the i^{th} link coordinate frame to its equivalent in the j^{th} coordinate frame. Some well known properties of rotation matrices represented in this notation are:

$$(R_j^i)^t = (R_j^i)^{-1} = R_j^i \quad 1.1$$

A superscripted t denotes a transpose.

A rotation between coordinate frames i and j can be written as a chain product of rotations between successive frames:

$$R_j^i = R_j^{j+1} R_{j+1}^{j+2} \cdots R_{i-1}^i \quad 1.2$$

In general, with the inverse defined by Eqn. 1.1, we have the relation $R_j^k R_k^i = R_j^i$ for all integer values of k. We further define $R_i^i = E$, the identity, for consistency.

Each link, i, of the arm will have its own coordinate frame fixed in the i^{th} link and referred to as the i^{th} frame as pictured in Fig. 1. A unit vector along the z axis of the i^{th} frame and represented in the i^{th} frame will be denoted by \mathbf{z}_i . The same unit vector may be represented with respect to the base (0^{th}) frame by applying a rotation, i.e. $R_0^i \mathbf{z}_i$, but to simplify notation we star vectors which are normally represented in their own link frame to indicate that they have been rotated into a base frame representation, i.e. $R_0^i \mathbf{z}_i = \mathbf{z}_i^*$. The lower index indicates the fixed frame to which the vector belongs.

Rotations operate on a vector product in the following fashion:

$$R(\mathbf{b} \times \mathbf{c}) = R\mathbf{b} \times R\mathbf{c} \quad 1.3$$

where \mathbf{b} and \mathbf{c} are any vectors, since a vector product must itself transform as a vector under rotation.

We often encounter expressions of the form:

$$R_k^i (\mathbf{z}_i \times \mathbf{c}_i) = R_k^i \mathbf{z}_i \times R_k^i \mathbf{c}_i \quad 1.4$$

where \mathbf{z}_i , as before, is a unit vector in the z direction of the i^{th} frame, and \mathbf{c}_i is also a vector in the i^{th} frame.

In order to simplify this above frequently occurring expression, we define a matrix:

$$Q_i^i = \begin{bmatrix} 0 & -1 & 0 \\ 1 & 0 & 0 \\ 0 & 0 & 0 \end{bmatrix} \quad 1.5$$

which can be shown by multiplication to have the property that:

$$Q_i^i \mathbf{c}_i = \mathbf{z}_i \times \mathbf{c}_i \quad 1.6$$

when \mathbf{c}_i is represented as a column vector in the i^{th} frame. Q_i^i is actually the σ_{iz} spin matrix used often in Quantum Mechanics. The sigma matrices have the property that $\sigma_{ix} \mathbf{c}_i = \mathbf{x}_i \times \mathbf{c}_i$, $\sigma_{iy} \mathbf{c}_i = \mathbf{y}_i \times \mathbf{c}_i$, and $\sigma_{iz} \mathbf{c}_i = \mathbf{z}_i \times \mathbf{c}_i$. The σ_i matrices are listed below:

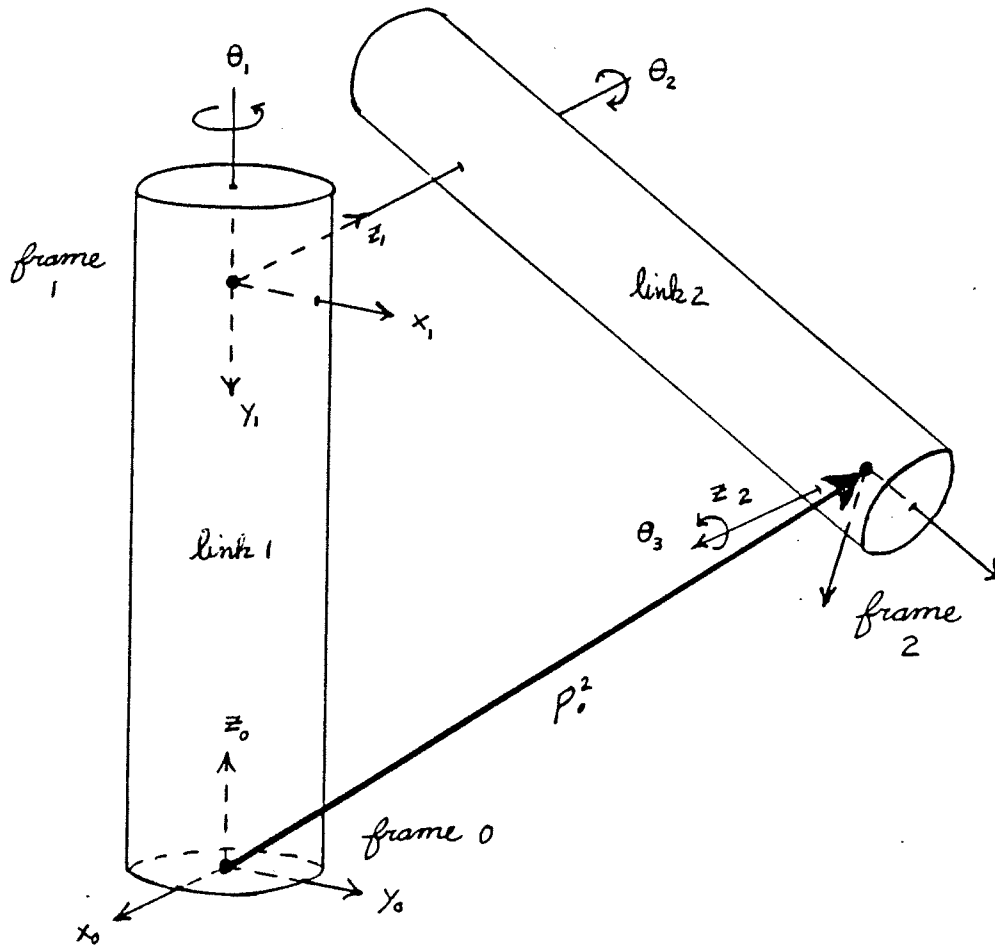


Figure 1

$$\sigma_{ix} = \begin{bmatrix} 0 & 0 & 0 \\ 0 & 0 & -1 \\ 0 & 1 & 0 \end{bmatrix}, \quad \sigma_{iy} = \begin{bmatrix} 0 & 0 & 1 \\ 0 & 0 & 0 \\ -1 & 0 & 0 \end{bmatrix}, \quad \sigma_{iz} = \begin{bmatrix} 0 & -1 & 0 \\ 1 & 0 & 0 \\ 0 & 0 & 0 \end{bmatrix} \quad .1.7$$

Using this notation a vector product can be defined as:

$$\mathbf{a}_i \times \mathbf{b}_i = (a_{ix}\sigma_{ix} + a_{iy}\sigma_{iy} + a_{iz}\sigma_{iz})\mathbf{b}_i = (\mathbf{a}_i^t \boldsymbol{\sigma}_i)\mathbf{b}_i,$$

where $\boldsymbol{\sigma}_i$ is a vector whose components are the σ_i matrices. We also define a more general matrix transformation, Q_k^i , such that:

$$(\mathbf{R}_k^i \mathbf{z}_i) \times \mathbf{b}_k = Q_k^i \mathbf{b}_k, \quad .1.8$$

where \mathbf{b}_k is any vector in the k^{th} frame. Eqns. 1.4, 1.6 and 1.8 yield:

$$R_k^i(Q_i^i \mathbf{c}_i) = R_k^i(\mathbf{z}_i \times \mathbf{c}_i) = R_k^i \mathbf{z}_i \times R_k^i \mathbf{c}_i = Q_k^i R_k^i \mathbf{c}_i \quad 1.9$$

We confine ourselves to arms with links connected in the fashion of Denavit and Hartenberg [DeH55], where all relative joint rotations of the i^{th} link occur about the \mathbf{z}_{i-1} axis, Fig. 1. In this case, matrices, R_{i-1}^i , have the form:

$$R_{i-1}^i = \begin{bmatrix} \cos\vartheta_i & -\cos\varphi_i \sin\vartheta_i & \sin\varphi_i \sin\vartheta_i \\ \sin\vartheta_i & \cos\varphi_i \cos\vartheta_i & -\sin\varphi_i \cos\vartheta_i \\ 0 & \sin\varphi_i & \cos\varphi_i \end{bmatrix}, \quad 1.10$$

where ϑ_i is the relative joint angle between links i and $i-1$ (Fig. 1) and φ_i is a fixed structural angle which allows successive coordinate frames to be set up so that joint rotations always occur about the z axis of the previous link. For example, in Fig. 1, a ϑ_1 rotation about the \mathbf{z}_0 axis aligns the \mathbf{x}_1 and \mathbf{x}_0 axis while the fixed rotation of $\varphi_1 = \frac{\pi}{2}$ about the \mathbf{x}_1 axis brings the \mathbf{z}_1 axis into coincidence with the \mathbf{z}_0 axis. (Note that the \mathbf{x}_i axis is always chosen perpendicular to both the \mathbf{z}_{i-1} and the \mathbf{z}_i axes.)

It can be shown that:

$$\frac{\partial R_{i-1}^i}{\partial \vartheta_i} = Q_{i-1}^{i-1} R_{i-1}^i,$$

and hence from definition Eqn. 1.9:

$$\frac{\partial R_0^i}{\partial \vartheta_j} \mathbf{c}_i = R_0^{j-1} Q_{j-1}^{j-1} R_{j-1}^i \mathbf{c}_i = Q_0^{j-1} R_0^i \mathbf{c}_i \quad 1.11$$

where $j \leq k$, and hence also:

$$\frac{\partial^2 R_0^i}{\partial \vartheta_j \partial \vartheta_k} \mathbf{c}_i = R_0^{j-1} Q_{j-1}^{j-1} R_{j-1}^{k-1} Q_{k-1}^{k-1} R_{k-1}^i \mathbf{c}_i = Q_0^{j-1} Q_0^{k-1} R_0^i \mathbf{c}_i \quad 1.12$$

where $j \leq k \leq i$. Thus, differentiation is reduced to matrix multiplication.

Denavit and Hartenberg [DeH55] introduced a matrix, T_{i-1}^i , which expresses both the rotation and translation necessary to map a position vector in the i^{th} frame to its equivalent in a displaced $i-1^{\text{th}}$ frame. We use the notation of [Lew74]. T_{i-1}^i operates on an augmented form of a vector \mathbf{d}_i in the i^{th} frame given by:

$$\mathbf{d}_i^a = \begin{bmatrix} \mathbf{d}_i \\ 1 \end{bmatrix}$$

and the matrix T_{i-1}^i is given by:

$$T_{i-1}^i = \begin{bmatrix} R_{i-1}^i & \mathbf{p}_{i-1}^i \\ 0 & 1 \end{bmatrix} \quad 1.13$$

The position pointed to by \mathbf{d}_i^a in the displaced $i-1^{\text{th}}$ frame is given by:

$$T_{i-1}^i \mathbf{d}_i^a$$

The submatrix, R_{i-1}^i , is just the rotation matrix discussed above, and \mathbf{p}_{i-1}^i is the displacement of the i^{th} origin from the $i-1^{\text{th}}$ origin viewed in the $i-1^{\text{th}}$ frame. A similar vector describing the same displacement, but viewed in the i^{th} frame

would be $R_i^{i-1} P_{i-1}^i$. To be consistent with the notation of [LWP80] we define this displacement between the i^{th} and $i-1^{\text{th}}$ frames as viewed in the i^{th} frame as r_i (Fig. 2), hence we have:

$$R_i^{i-1} P_{i-1}^i = r_i \quad 1.14$$

The T_{i-1}^i matrices can be chained in the manner of Eqn. 1.1 to obtain:

$$T_j^i = T_j^{j+1} T_{j+1}^{j+2} \cdots T_{i-1}^i \quad 1.15$$

$$= \begin{bmatrix} R_j^i & P_j^i \\ 0 & 1 \end{bmatrix} = \begin{bmatrix} R_j^{j+1} & P_j^{j+1} \\ 0 & 1 \end{bmatrix} \begin{bmatrix} R_{j+1}^{j+2} & P_{j+1}^{j+2} \\ 0 & 1 \end{bmatrix} \cdots \begin{bmatrix} R_{i-1}^i & P_{i-1}^i \\ 0 & 1 \end{bmatrix}$$

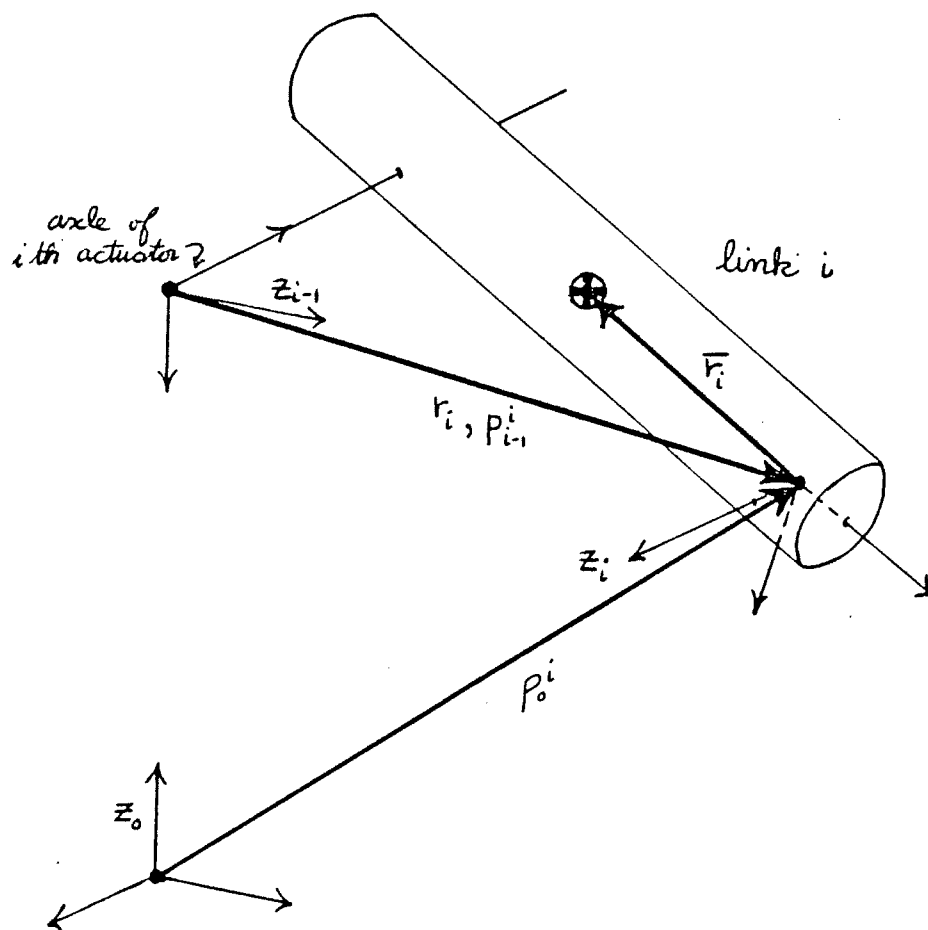


Figure 2

in which case it can be shown by multiplication of the R and \mathbf{p} submatrices of T together with Eqns. 1.2 and 1.14 that the submatrix \mathbf{p}_j^i of T_j^i can be written:

$$\mathbf{p}_j^i = \sum_{m=j+1}^i R_j^{m-1} \mathbf{p}_{m-1}^m = \sum_{m=j+1}^i R_j^m R_m^{m-1} \mathbf{p}_{m-1}^m = \sum_{m=j+1}^i R_j^m \mathbf{r}_m. \quad 1.16$$

where $j < i$. Thus, the position vector \mathbf{p}_j^i from the j^{th} origin to the i^{th} origin is composed of a chain of vectors fixed in intermediate links. Furthermore, it can be seen that:

$$T_j^i \mathbf{d}_i^a = T_j^i \begin{bmatrix} \mathbf{d}_i \\ 1 \end{bmatrix} = \begin{bmatrix} R_j^i & \mathbf{p}_j^i \\ 0 & 1 \end{bmatrix} \begin{bmatrix} \mathbf{d}_i \\ 1 \end{bmatrix} = \begin{bmatrix} R_j^i \mathbf{d}_i + \mathbf{p}_j^i \\ 1 \end{bmatrix}. \quad 1.17$$

i.e. the position pointed to by vector \mathbf{d}_i in the i^{th} frame can be determined in the j^{th} frame by rotating the \mathbf{d}_i position vector into the j^{th} frame ($R_j^i \mathbf{d}_i$) and adding a frame displacement, \mathbf{p}_j^i .

From 1.16 we have:

$$\frac{\partial \mathbf{p}_0^j}{\partial \vartheta_j} = \sum_{m=1}^j \frac{\partial R_0^m}{\partial \vartheta_j} \mathbf{r}_m$$

Replacing the partial derivatives using Eqn. 1.11 and Eqn. 1.12 and moving the Q to the left using Eqn. 1.9 we have:

$$\frac{\partial \mathbf{p}_0^j}{\partial \vartheta_j} = \sum_{m=j}^i R_0^{j-1} Q_{j-1}^{j-1} R_{j-1}^m \mathbf{r}_m = \sum_{m=j}^i Q_0^{j-1} R_0^m \mathbf{r}_m \quad 1.18$$

and similarly:

$$\begin{aligned} \frac{\partial^2 \mathbf{p}_0^j}{\partial \vartheta_j \partial \vartheta_k} &= \sum_{m=k}^i R_0^{j-1} Q_{j-1}^{j-1} R_{j-1}^{k-1} Q_{k-1}^{k-1} R_{k-1}^m \mathbf{r}_m \\ &= \sum_{m=k}^i Q_0^{j-1} Q_0^{k-1} R_0^m \mathbf{r}_m \end{aligned} \quad 1.19$$

Assuming without loss of generality that $j \leq k$.

The notation, $\mathbf{a}^t \mathbf{b}$, will be used to denote the dot product between vectors \mathbf{a} and \mathbf{b} , while the notation, $\mathbf{a} \mathbf{b}^t$, the outer product, is equivalent to a vector dyadic, in particular, $(\mathbf{a} \mathbf{b}^t) \mathbf{c} = \mathbf{a} (\mathbf{b}^t \mathbf{c})$. The following vector and matrix identities are used:

$$\mathbf{a} \times (\mathbf{b} \times \mathbf{c}) = (\mathbf{a}^t \mathbf{c}) \mathbf{b} - \mathbf{c} (\mathbf{a}^t \mathbf{b}) = (\text{Tr}\{\mathbf{c} \mathbf{a}^t\} \mathbf{E} - \mathbf{c} \mathbf{a}^t) \mathbf{b} \quad 1.20$$

Notice we have used E as the identity matrix rather than the more usual I . I is used later as the inertial tensor.

$$\text{Tr}\{\mathbf{a} (\mathbf{b} \times \mathbf{c})^t\} = (\mathbf{b} \times \mathbf{c})^t \mathbf{a} = \mathbf{b}^t (\mathbf{c} \times \mathbf{a}) = (\mathbf{c} \times \mathbf{a})^t \mathbf{b} \quad 1.21$$

$$(\mathbf{a} \times \mathbf{b}) \times \mathbf{c} = \mathbf{a} \times (\mathbf{b} \times \mathbf{c}) - \mathbf{b} \times (\mathbf{a} \times \mathbf{c}) \quad 1.22$$

$$\text{Tr}\{ABC\} = \text{Tr}\{(ABC)^t\} = \text{Tr}\{C^t B^t A^t\} \quad 1.23$$

Finally, we introduce some notation for the Lagrangian formulation con-

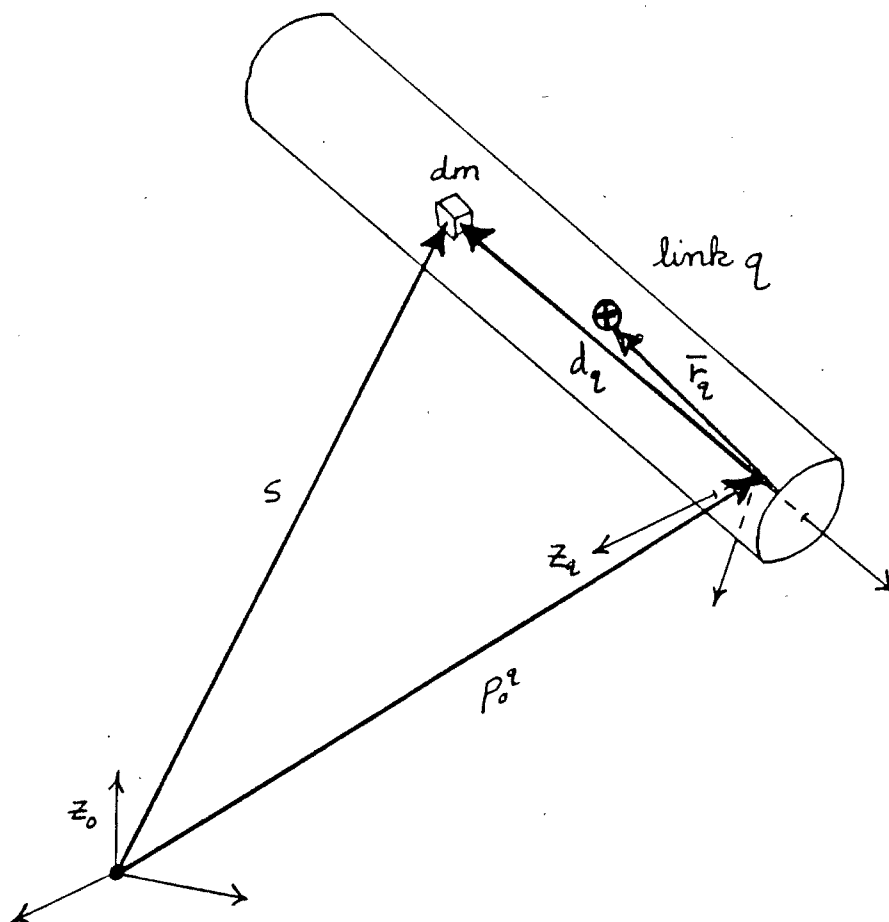


Figure 3

cerning the link inertial tensors. Consider link q in Fig. 3. If we integrate the infinitesimal mass dm times the outer product $\mathbf{d}_q \mathbf{d}_q^t$ over the entire link mass, we obtain an inertial type matrix, J_q defined by:

$$J_q = \int \mathbf{d}_q \mathbf{d}_q^t dm, \quad 1.24$$

or

$$J_q = \begin{bmatrix} \int d_{qx}^2 dm & \int d_{qx} d_{qy} dm & \int d_{qx} d_{qz} dm \\ \int d_{qy} d_{qx} dm & \int d_{qy}^2 dm & \int d_{qy} d_{qz} dm \\ \int d_{qz} d_{qx} dm & \int d_{qz} d_{qy} dm & \int d_{qz}^2 dm \end{bmatrix} \quad 1.25$$

The integrals above are taken about the upper end of the link. Normally inertias

are not specified in this fashion but are taken about the center of mass. Using the parallel axis theorem [Sym71], J_q can be rewritten in terms of the link center of mass inertial matrix, I_q , and the center of mass vector, \bar{r}_q , shown in Fig. 3, as below:

1.26

$$J_q = \begin{bmatrix} \frac{-I_{qxx} + I_{qyy} + I_{qzz}}{2} + m\bar{r}_{qx}^2 & m\bar{r}_{qx}\bar{r}_{qy} & m\bar{r}_{qx}\bar{r}_{qz} \\ m\bar{r}_{qy}\bar{r}_{qx} & \frac{I_{qxx} - I_{qyy} + I_{qzz}}{2} + m\bar{r}_{qy}^2 & m\bar{r}_{qy}\bar{r}_{qz} \\ m\bar{r}_{qz}\bar{r}_{qx} & m\bar{r}_{qz}\bar{r}_{qy} & \frac{I_{qxx} + I_{qyy} - I_{qzz}}{2} + m\bar{r}_{qz}^2 \end{bmatrix}$$

where it is assumed that a principle set of inertial axis can be found by a simple translation from the q^{th} origin to the q^{th} center of mass. Note that the inertial tensor, I_q , can be written as:

$$I_q = \text{Tr}\{J_q - m\bar{r}_q\bar{r}_q^t\}E - (J_q - m\bar{r}_q\bar{r}_q^t) \quad 1.27$$

To be consistent with [LWP80] we define an augmented matrix, J^a , which has the form:

$$J_q^a = \begin{bmatrix} J_q & m_q\bar{r}_q \\ m_q\bar{r}_q^t & m_q \end{bmatrix}, \quad 1.28$$

where m_q is the q^{th} link mass.

Brackets will be sometimes be subscripted by Greek letters to indicate that the brackets that follow with the same subscript have the same contents. For example, $[\dots \text{COMPLEX CONTENTS} \dots]_\mu$ might be represented simply by $[\dots]_\mu$.

2. LAGRANGE

Lagrange's equations allow one to determine a generalized force vector π from the difference in the kinetic energy and potential energy of the arm, $L = \text{K.E.}(\eta, \dot{\eta}) - \text{P.E.}(\eta)$ where K.E. and P.E. are expressed in terms of a generalized coordinate vector, η , corresponding to π . The Lagrange relation is:

$$\pi_i = \frac{d}{dt} \frac{\partial L}{\partial \dot{\eta}_i} - \frac{\partial L}{\partial \eta_i}$$

We can compute L as follows. First we consider the P.E. contributions from gravity. The potential energy of link q is just the mass times the height of the center of mass times the acceleration of gravity, mgh . The position of the center of mass of link q from the base is, using the T matrix:

$$(\bar{\mathbf{p}}_q^a)^a = T_{\sigma}^q \bar{\mathbf{r}}_q^a$$

The height of the center of mass is just the vertical component of the position vector from the origin to the center of mass.

$$h = (\mathbf{z}_0^a)^t T_{\sigma}^q \bar{\mathbf{r}}_q^a,$$

where $\mathbf{z}_0^a = (0010)^t$ in the base frame. The total potential energy contribution is summing over all the links:

$$\text{P.E.} = - \sum_{q=1}^n g (\mathbf{z}_0^a)^t T_{\sigma}^q m \bar{\mathbf{r}}_q^a$$

To compute the K.E. term consider a position vector, \mathbf{s} , as in Fig. 3 which points from the base coordinate system to an infinitesimal mass, dm , located in the q^{th} link. \mathbf{s} can be written as:

$$\mathbf{s} = \mathbf{p}_{\sigma}^q + \mathbf{d}_q^a = \mathbf{p}_{\sigma}^q + R_{\sigma}^q \mathbf{d}_q \quad 2.2$$

and using 1.17, the augmented form of \mathbf{s} , \mathbf{s}^a can be written as:

$$\mathbf{s}^a = T_{\sigma}^q \mathbf{d}_q^a,$$

The velocity of this infinitesimal mass in the base frame is:

$$\mathbf{v}^a = \frac{d\mathbf{s}^a}{dt_0} = \sum_{j=1}^q \frac{\partial T_{\sigma}^q}{\partial \vartheta_j} \dot{\vartheta}_j \mathbf{d}_q^a \quad 2.4$$

The associated kinetic energy is $\frac{1}{2}(\mathbf{v}^a)^t \mathbf{v}^a dm$ or $\frac{1}{2} \text{Tr}\{\mathbf{v}^a (\mathbf{v}^a)^t\} dm$ which equals:

$$\frac{1}{2} \sum_{j=1}^q \sum_{k=1}^q \text{Tr} \left\{ \frac{\partial T_{\sigma}^q}{\partial \vartheta_j} \mathbf{d}_q^a (\mathbf{d}_q^a)^t dm \left(\frac{\partial T_{\sigma}^q}{\partial \vartheta_k} \right)^t \right\} \dot{\vartheta}_j \dot{\vartheta}_k \quad 2.5$$

The scalar, dm , has been moved inside the brackets in preparation for integration. When each link is integrated over its mass and the kinetic energy of all n links is summed, we have:

$$\text{K.E.} = \frac{1}{2} \sum_{q=1}^n \sum_{j=1}^q \sum_{k=1}^q \text{Tr} \left\{ \frac{\partial T_{\sigma}^q}{\partial \vartheta_j} J_q^a \left(\frac{\partial T_{\sigma}^q}{\partial \vartheta_k} \right)^t \right\} \dot{\vartheta}_j \dot{\vartheta}_k \quad 2.6$$

since:

$$\int \mathbf{d}_q^a (\mathbf{d}_q^a)^t dm = J_q^a,$$

and J_q^a is defined in Eqn. 1.28.

In our case the generalized coordinate is ϑ and the corresponding generalized force is τ , a torque about the actuator axis. Applying Lagrange's equation to this kinetic energy we obtain the torque, τ_i , at joint i , necessary to drive the arm link:

$$\tau_i = \frac{d}{dt} \frac{\partial K.E.}{\partial \dot{\vartheta}_i} - \frac{\partial K.E.}{\partial \vartheta_i} - \frac{\partial P.E.}{\partial \vartheta_i} \quad 2.7$$

$i=1$ to n . Note the potential energy has no ϑ dependence.

The potential energy contribution can be written by Eqn. 2.1 as:

$$-\frac{\partial P.E.}{\partial \vartheta_i} = \sum_{q=i}^n g(\mathbf{z}_0^a)^t \frac{\partial T_q^a}{\partial \vartheta_i} m \bar{\mathbf{r}}_q^a \quad 2.8$$

Now consider the K.E. contribution:

$$\begin{aligned} \frac{\partial K.E.}{\partial \dot{\vartheta}_i} &= \frac{1}{2} \sum_{q=ij=1}^n \sum_{q=ij=1}^a \text{Tr} \left\{ \frac{\partial T_q^a}{\partial \dot{\vartheta}_i} J_q^a \left(\frac{\partial T_q^a}{\partial \dot{\vartheta}_j} \right)^t \dot{\vartheta}_j + \frac{\partial T_q^a}{\partial \dot{\vartheta}_j} J_q^a \left(\frac{\partial T_q^a}{\partial \dot{\vartheta}_i} \right)^t \dot{\vartheta}_i \right\} \\ &= \sum_{q=ij=1}^n \sum_{q=ij=1}^a \text{Tr} \left\{ \frac{\partial T_q^a}{\partial \dot{\vartheta}_j} J_q^a \left(\frac{\partial T_q^a}{\partial \dot{\vartheta}_i} \right)^t \dot{\vartheta}_i \right\}. \end{aligned}$$

from Eqn. 1.23 and the symmetry of J . The summation over q ranges from i to n since $\frac{\partial T_q^a}{\partial \dot{\vartheta}_i} = 0$ for all $q < i$. A similar argument applies to the range of j . The first term becomes:

$$\begin{aligned} \frac{d}{dt} \frac{\partial K.E.}{\partial \dot{\vartheta}_i} &= \sum_{q=ij=1}^n \sum_{q=ij=1}^a \text{Tr} \left\{ \frac{\partial T_q^a}{\partial \dot{\vartheta}_j} J_q^a \left(\frac{\partial T_q^a}{\partial \dot{\vartheta}_i} \right)^t \dot{\vartheta}_j \right\} \\ &+ \sum_{q=ij=1k=1}^n \sum_{q=ij=1k=1}^a \sum_{q=ij=1k=1}^a \text{Tr} \left\{ \frac{\partial^2 T_q^a}{\partial \dot{\vartheta}_j \partial \dot{\vartheta}_k} J_q^a \left(\frac{\partial T_q^a}{\partial \dot{\vartheta}_i} \right)^t \dot{\vartheta}_j \dot{\vartheta}_k + \frac{\partial T_q^a}{\partial \dot{\vartheta}_j} J_q^a \left(\frac{\partial^2 T_q^a}{\partial \dot{\vartheta}_i \partial \dot{\vartheta}_k} \right)^t \dot{\vartheta}_j \dot{\vartheta}_k \right\} \end{aligned} \quad 2.9$$

The second term of Eqn. 2.7 using 1.23 and the symmetry of J is:

$$\begin{aligned} -\frac{\partial K.E.}{\partial \dot{\vartheta}_i} &= -\frac{1}{2} \sum_{q=ij=1k=1}^n \sum_{q=ij=1k=1}^a \sum_{q=ij=1k=1}^a \text{Tr} \left\{ \frac{\partial^2 T_q^a}{\partial \dot{\vartheta}_i \partial \dot{\vartheta}_j} J_q^a \left(\frac{\partial T_q^a}{\partial \dot{\vartheta}_k} \right)^t \dot{\vartheta}_j \dot{\vartheta}_k \right. \\ &+ \left. \frac{\partial T_q^a}{\partial \dot{\vartheta}_j} J_q^a \left(\frac{\partial^2 T_q^a}{\partial \dot{\vartheta}_i \partial \dot{\vartheta}_k} \right)^t \dot{\vartheta}_j \dot{\vartheta}_k \right\} \\ &= -\sum_{q=ij=1k=1}^n \sum_{q=ij=1k=1}^a \sum_{q=ij=1k=1}^a \text{Tr} \left\{ \frac{\partial T_q^a}{\partial \dot{\vartheta}_j} J_q^a \left(\frac{\partial^2 T_q^a}{\partial \dot{\vartheta}_i \partial \dot{\vartheta}_k} \right)^t \dot{\vartheta}_j \dot{\vartheta}_k \right\} \end{aligned} \quad 2.10$$

Combining both terms of Eqn. 2.9-2.10 with 2.8 we have:

$$\begin{aligned} \tau_i &= \sum_{q=ij=1}^n \sum_{q=ij=1}^a \text{Tr} \left\{ \frac{\partial T_q^a}{\partial \dot{\vartheta}_j} J_q^a \left(\frac{\partial T_q^a}{\partial \dot{\vartheta}_i} \right)^t \right\} \dot{\vartheta}_j \\ &+ \sum_{q=ij=1k=1}^n \sum_{q=ij=1k=1}^a \sum_{q=ij=1k=1}^a \text{Tr} \left\{ \frac{\partial^2 T_q^a}{\partial \dot{\vartheta}_j \partial \dot{\vartheta}_k} J_q^a \left(\frac{\partial T_q^a}{\partial \dot{\vartheta}_i} \right)^t \right\} \dot{\vartheta}_j \dot{\vartheta}_k \\ &+ \sum_{q=i}^n g(\mathbf{z}_0^a)^t \frac{\partial T_i^a}{\partial \dot{\vartheta}_i} m_q \bar{\mathbf{r}}_q^a \end{aligned}$$

The matrix structure of this formulation is appealing from a programming viewpoint. It also has some appeal for control purposes in that it gives a set of equations in a ϑ and $\dot{\vartheta}$ dependent form that allows the easy incorporation of feedback terms. The equations can be written:

$$\tau = M(\vartheta)\ddot{\vartheta} + C(\dot{\vartheta}, \vartheta) + G(\vartheta), \quad 2.11$$

where M is a symmetric mass-inertial matrix, C is a nonlinear coriolis-centrifugal term, and G is a gravity term. M 's symmetry follows from Eqn. 1.23 and the fact that

$$\begin{aligned} M_{ij} &= \sum_{q=i}^n \text{Tr} \left\{ \frac{\partial T_q^g}{\partial \vartheta_j} J_q^a \left(\frac{\partial T_q^g}{\partial \vartheta_i} \right)^t \right\} = \sum_{q=i}^n \text{Tr} \left\{ \left(\frac{\partial T_q^g}{\partial \vartheta_j} J_q^a \left(\frac{\partial T_q^g}{\partial \vartheta_i} \right)^t \right)^t \right\} \\ &= \sum_{q=i}^n \text{Tr} \left\{ \frac{\partial T_q^g}{\partial \vartheta_i} J_q^a \left(\frac{\partial T_q^g}{\partial \vartheta_j} \right)^t \right\} = M_{ji} \end{aligned}$$

because of J_q^a 's symmetry.

C can be written as a column of symmetric matrices:

$$C = \begin{bmatrix} \vartheta^t C^1 \vartheta \\ \vartheta^t C^2 \vartheta \\ \vdots \\ \vartheta^t C^n \vartheta \end{bmatrix}$$

where:

$$C_{ij}^i = \sum_{q=i}^n \text{Tr} \left\{ \frac{\partial^2 T_q^g}{\partial \vartheta_j \partial \vartheta_k} J_q^a \left(\frac{\partial T_q^g}{\partial \vartheta_i} \right)^t \right\}$$

and where the symmetry of these submatrices, $C_{jk}^i = C_{kj}^i$, results from the order of the partials being immaterial.

G is a simple n by 1 column vector.

In spite of its concise notational representation, the Lagrange formulation is computationally inefficient compared to other formulations. As we shall see later in section 4, the $\frac{\partial T_q^g}{\partial \vartheta_j}$ and the $\frac{\partial^2 T_q^g}{\partial \vartheta_j \partial \vartheta_k}$ terms represent kinematic terms which are recalculated each time a new element of the torque vector is determined. Furthermore, the $\frac{\partial^2 T_q^g}{\partial \vartheta_j \partial \vartheta_k}$ term is unnecessarily recalculated for each value of j , k , and i .

3. NEWTON-EULER

The Lagrangian approach allows the formulation of the solution to problems in dynamics in an "automatic" way. However, this ease of formulation is obtained at the expense of physical insight into the problem. In particular, it is often not possible to identify calculations that have little contribution to the value of the solution. This is not the case with the Newton-Euler formulation.

In the Newton-Euler formulation one works from the base to the hand determining kinematic terms of the links and passing them up in a causal fashion. Then one works from the hand to the base determining dynamic terms and passing them down in a causal fashion. One would assume this technique might be the most efficient and this assumption appears to be true. A brief derivation of the formulation will be presented below. This derivation follows that of [LWP80].

Since Newton's second law applies only to an inertial frame, in order to avoid pseudo-forces all vector time derivatives must be taken with respect to the base coordinate frame. We assume that the base ($i=0$) frame is such an inertial frame, and as mentioned before in the interest of clarity all vectors represented in the base frame will be starred.

Assume that frame i is rotating with angular velocity, ω_i^\bullet , with respect to the base frame (ω_i with respect to the i^{th} frame). The time derivative of any vector, s_i^\bullet , in the i^{th} frame as seen by the base (0^{th} frame) is [Sym71]:

$$\frac{ds_i^\bullet}{dt_0} = \omega_i^\bullet \times s_i^\bullet + \frac{ds_i^\bullet}{dt_i} \quad 3.1$$

$\frac{d}{dt_i}$ symbolizes that the derivative is taken in the i^{th} frame. If we assume s_i^\bullet in turn is the time derivative of another vector, say l_i^\bullet , (i.e. $s_i^\bullet = \frac{dl_i^\bullet}{dt_0}$) from Eqn. 3.1 we have:

$$\begin{aligned} \frac{d^2 l_i^\bullet}{dt_0^2} &= \frac{d}{dt_0} \left(\frac{dl_i^\bullet}{dt_0} \right) = \omega_i^\bullet \times \frac{dl_i^\bullet}{dt_0} + \frac{d}{dt_i} \frac{dl_i^\bullet}{dt_0} \\ &= \omega_i^\bullet \times (\omega_i^\bullet \times l_i^\bullet) + \omega_i^\bullet \times \frac{dl_i^\bullet}{dt_i} + \frac{d}{dt_i} (\omega_i^\bullet \times l_i^\bullet + \frac{dl_i^\bullet}{dt_i}) \\ &= \omega_i^\bullet \times (\omega_i^\bullet \times l_i^\bullet) + 2\omega_i^\bullet \times \frac{dl_i^\bullet}{dt_i} + \alpha_i^\bullet \times l_i^\bullet + \frac{d^2 l_i^\bullet}{dt_i^2} \end{aligned} \quad 3.2$$

where the angular acceleration,

$$\alpha_i^\bullet = \frac{d\omega_i^\bullet}{dt_0} = \omega_i^\bullet \times \omega_i^\bullet + \frac{d\omega_i^\bullet}{dt_i} = \frac{d\omega_i^\bullet}{dt_i}$$

The relative joint rotation angle ϑ_i between links $i-1$ and i is, by convention, measured about the z_{i-1}^\bullet axis (see Fig. 1). Therefore, $\dot{\vartheta}_i z_{i-1}^\bullet$ is the relative angular velocity between link $i-1$ and i . Angular velocities can be built up from the relative angular velocities of the lower links by:

$$\omega_i^\bullet = \omega_{i-1}^\bullet + \dot{\vartheta}_i z_{i-1}^\bullet \quad 3.3$$

From Eqn. 3.1 and 3.3 the angular acceleration is then:

$$\begin{aligned}\alpha_i^\bullet &= \frac{d\omega_i^\bullet}{dt_0} = \frac{d\omega_{i-1}^\bullet}{dt_0} + \frac{d(z_{i-1}^\bullet \dot{\vartheta}_i)}{dt_0} \\ &= \alpha_{i-1}^\bullet + \omega_{i-1}^\bullet \times z_{i-1}^\bullet \dot{\vartheta}_i + z_{i-1}^\bullet \ddot{\vartheta}_i,\end{aligned}\quad 3.4$$

since z_{i-1} is constant in the i^{th} frame.

Recall from Fig. 2, p_0^i is a vector from the base origin to the origin of the i^{th} frame. r_i^\bullet is a vector of constant length in the i^{th} frame from the $(i-1)^{\text{th}}$ origin to the i^{th} origin. \bar{r}_i^\bullet is a vector fixed in the i^{th} frame pointing to the center of mass of the i^{th} link. We see:

$$p_0^i = r_i^\bullet + p_0^{i-1}, \quad 3.5$$

and:

$$a_i^\bullet = \frac{d^2 p_0^i}{dt_0^2} = \frac{d^2 r_i^\bullet}{dt_0^2} + \frac{d^2 p_0^{i-1}}{dt_0^2}, \quad 3.6$$

which from Eqn. 3.2 implies:

$$a_i^\bullet = \omega_i^\bullet \times (\omega_i^\bullet \times r_i^\bullet) + \alpha_i^\bullet \times r_i^\bullet + a_{i-1}^\bullet, \quad 3.7$$

since r_i^\bullet is constant with respect to time derivatives in the i^{th} frame.

It is also easy to show using Eqn. 3.2 that the center of mass acceleration is:

$$\begin{aligned}\bar{a}_i^\bullet &= \frac{d^2(\bar{r}_i^\bullet + p_0^i)}{dt_0^2} = \frac{d^2 \bar{r}_i^\bullet}{dt_0^2} + \frac{d^2 p_0^i}{dt_0^2} \\ &= \omega_i^\bullet \times (\omega_i^\bullet \times \bar{r}_i^\bullet) + \alpha_i^\bullet \times \bar{r}_i^\bullet + a_i^\bullet\end{aligned}\quad 3.8$$

Newton's law relates the acceleration and link forces shown in Fig. 4.

$$m_i \bar{a}_i^\bullet = f_i^\bullet - f_{i+1}^\bullet \quad 3.9$$

f_i is the force on the i^{th} link caused by lower links and actuators acting at the origin of the $(i-1)^{\text{th}}$ frame, and f_{i+1} is the force caused by upper links and actuators acting at the origin of the i^{th} frame.

The total torque at the center of mass, N_i , can be expressed as the time derivative of angular momentum [Sym71]:

$$\begin{aligned}N_i &= \frac{d(I_i^\bullet \omega_i^\bullet)}{dt_0} = \omega_i^\bullet \times (I_i^\bullet \omega_i^\bullet) + \frac{d(I_i^\bullet \omega_i^\bullet)}{dt_i} \\ &= \omega_i^\bullet \times (I_i^\bullet \omega_i^\bullet) + I_i^\bullet \alpha_i^\bullet,\end{aligned}\quad 3.10$$

since I is constant in its own frame. The total torque, N_i is also related to the moments in Fig. 4 by:

$$N_i = n_i^\bullet - n_{i+1}^\bullet + \bar{r}_i^\bullet \times f_{i+1}^\bullet - (\bar{r}_i^\bullet + r_i^\bullet) \times f_i^\bullet,$$

which by Eqn. 3.9 gives:

$$N_i = n_i^\bullet - n_{i+1}^\bullet - (\bar{r}_i^\bullet + r_i^\bullet) \times m_i \bar{a}_i^\bullet - r_i^\bullet \times f_{i+1}^\bullet \quad 3.11$$

Equating 3.10 and 3.11 yields:

$$\begin{aligned}n_i^\bullet &= I_i^\bullet \alpha_i^\bullet + \omega_i^\bullet \times (I_i^\bullet \omega_i^\bullet) \\ &\quad + (\bar{r}_i^\bullet + r_i^\bullet) \times m_i \bar{a}_i^\bullet + r_i^\bullet \times f_{i+1}^\bullet + n_{i+1}^\bullet\end{aligned}\quad 3.12$$

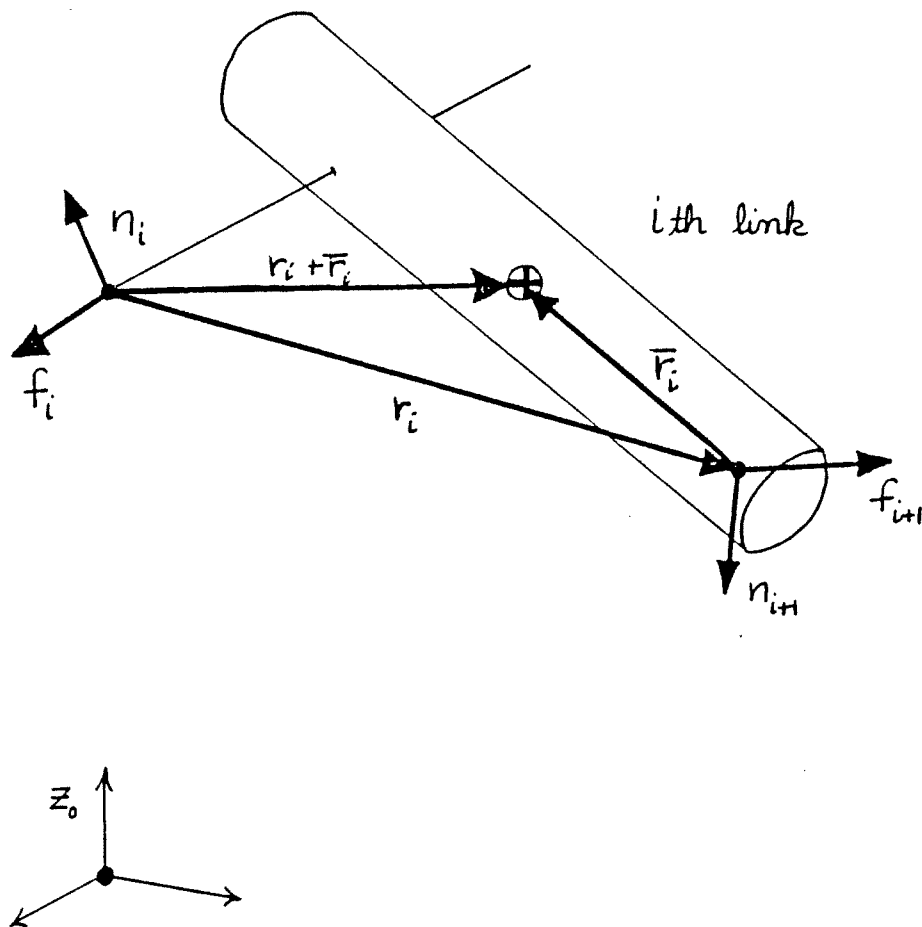


Figure 4

Only the contribution of \mathbf{n}_i^* parallel to the axis of rotation \mathbf{z}_{i-1}^* will be produced by the i^{th} joint actuator (compare Figs. 2 and 4). Therefore, the torque which the i^{th} actuator must produce to achieve the desired motion is:

$$\tau_i = (\mathbf{z}_{i-1}^*)^t \mathbf{n}_i^* \quad 3.13$$

Inertias I_i^* and vectors $\bar{\mathbf{r}}_i^*$, \mathbf{r}_i^* and \mathbf{z}_{i-1}^* assume angle dependent forms, $I_i^*(\boldsymbol{\vartheta})$, $\bar{\mathbf{r}}_i^*(\boldsymbol{\vartheta})$, $\mathbf{r}_i^*(\boldsymbol{\vartheta})$, $\mathbf{z}_{i-1}^*(\boldsymbol{\vartheta})$ if they are expressed in the base frame as required by Eqns. 3.3-3.13. If, however, they are expressed in their own i^{th} coordinate frame they are constant, independent of $\boldsymbol{\vartheta}$. We apply a rotation R_i^0 to Eqn. 3.3-3.13 to allow all the vectors and tensors to be represented in their own coordinate

frames. Take Eqn. 3.12 for an example. Under rotation it becomes:

$$\begin{aligned} R_i^0 \mathbf{n}_i^* &= R_i^0 I_i^* R_0^j R_i^0 \boldsymbol{\alpha}_i^* + R_i^0 \boldsymbol{\omega}_i^* \times (R_i^0 I_i^* R_0^j R_i^0 \boldsymbol{\omega}_i^*) \\ &\quad + m_i (R_i^0 \bar{\mathbf{r}}_i^* + R_i^0 \mathbf{r}_i^*) \times R_i^0 \bar{\mathbf{a}}_i^* + R_i^0 \mathbf{r}_i^* \times R_i^{j+1} R_{i+1}^0 \mathbf{f}_{i+1}^* \\ &\quad + R_i^{j+1} R_{i+1}^0 \mathbf{n}_{i+1}^* . \end{aligned} \quad 3.14$$

Since $\mathbf{r}_i^* = R_0^j \mathbf{r}_i$ and $I_i^* = R_0^j I_i R_i^0$, etc, and $R_i^0 R_0^j \mathbf{r}_i = \mathbf{r}_i$ and $R_i^0 (R_0^j I_i R_i^0) R_0^j = I_i$ we can now express the rotated set of equations for an n link system iteratively as:

$$\boldsymbol{\omega}_0 = 0$$

$$\boldsymbol{\alpha}_0 = 0$$

$$\mathbf{a}_0 = 9.8 \text{ m/s}^2$$

$$\boldsymbol{\omega}_i = R_i^{j-1} (\boldsymbol{\omega}_{i-1} + \dot{\vartheta}_i \mathbf{z}_{i-1}) \quad 3.15$$

$$\boldsymbol{\alpha}_i = R_i^{j-1} (\boldsymbol{\alpha}_{i-1} + \boldsymbol{\omega}_i \times \mathbf{z}_{i-1} \dot{\vartheta}_i + \ddot{\vartheta}_i \mathbf{z}_{i-1}) \quad 3.16$$

$$\mathbf{a}_i = \boldsymbol{\omega}_i \times (\boldsymbol{\omega}_i \times \mathbf{r}_i) + \boldsymbol{\alpha}_i \times \mathbf{r}_i + R_i^{j-1} \mathbf{a}_{i-1} \quad 3.17$$

$$\bar{\mathbf{a}}_i = \boldsymbol{\omega}_i \times (\boldsymbol{\omega}_i \times \bar{\mathbf{r}}_i) + \boldsymbol{\alpha}_i \times \bar{\mathbf{r}}_i + \mathbf{a}_i \quad 3.18$$

$$\mathbf{f}_i = m_i \bar{\mathbf{a}}_i + R_i^{j+1} \mathbf{f}_{i+1} \quad 3.19$$

$$\begin{aligned} \mathbf{n}_i &= I_i \boldsymbol{\alpha}_i + \boldsymbol{\omega}_i \times (I_i \boldsymbol{\omega}_i) + m_i (\bar{\mathbf{r}}_i + \mathbf{r}_i) \times \bar{\mathbf{a}}_i + \mathbf{r}_i \times R_i^{j+1} \mathbf{f}_{i+1} \\ &\quad + R_i^{j+1} \mathbf{n}_{i+1} \end{aligned} \quad 3.20$$

$$\boldsymbol{\tau}_i = (R_i^{j-1} \mathbf{z}_{i-1})^t \mathbf{n}_i, \quad 3.21$$

$$\mathbf{f}_{n+1} = 0$$

$$\mathbf{n}_{n+1} = 0$$

Gravity can be included by starting with a base acceleration, \mathbf{a}_0 , of +9.8 m/s² since an upward acceleration of g , as in an elevator, is equivalent to the effect of earth's gravity.

It is possible to assign values to \mathbf{f}_{n+1} and \mathbf{n}_{n+1} from wrist sensor measurements and allow the arm to adjust to forces and torques encountered by the hand link.

If the application requires the form given in Eqn. 2.11, one can obtain the $M(\boldsymbol{\vartheta})_{ij}$ matrix element by "strobing" the iterative set of equations above with an input $\boldsymbol{\vartheta}$ unit vector with all inputs except ϑ_j set to zero. and with gravity set to zero. This is the technique we use to obtain the M matrix in our simulation program. If one also requires the C_{jk}^i elements, they can be obtained by zeroing all ϑ 's and $\dot{\vartheta}$'s except ϑ_j and $\dot{\vartheta}_k$ which are set to 1. Gravity is again set to zero.

4. CONNECTION BETWEEN LAGRANGE AND NEWTON-EULER

We are now in a position to show the connection between the Lagrange and Newton-Euler equations sets, and thereby able to show consistency or "equivalence" between these equation sets.

Eqn. 3.15 can be expanded by iteration to obtain:

$$\omega_i = \sum_{j=1}^i R_i^{j-1} z_{j-1} \dot{\vartheta}_j \quad 4.1$$

Similarly, Eqn. 3.16 can be expanded by iteration:

$$\begin{aligned} \alpha_i &= \sum_{j=1}^i R_i^{j-1} z_{j-1} \ddot{\vartheta}_j + \sum_{j=1}^i R_i^{j-1} (\omega_{j-1} \times z_{j-1}) \dot{\vartheta}_j \\ &= \sum_{j=1}^i R_i^{j-1} z_{j-1} \ddot{\vartheta}_j + \sum_{j=1}^i \sum_{k=1}^{j-1} R_i^{k-1} z_{k-1} \times R_i^{j-1} z_{j-1} \dot{\vartheta}_j \dot{\vartheta}_k \end{aligned} \quad 4.2$$

With expansion Eqn. 4.1 and using Eqn. 1.8 we can rewrite the first term in the acceleration expression, Eqn. 3.17, as:

$$\begin{aligned} \omega_i \times (\omega_i \times r_i) &= \sum_{j=1}^i \sum_{k=1}^n R_i^{j-1} z_{j-1} \times \left(R_i^{k-1} z_{k-1} \times r_i \right) \dot{\vartheta}_j \dot{\vartheta}_k \\ &= \sum_{j=1}^i \sum_{k=1}^i Q_i^{j-1} Q_i^{k-1} r_i \dot{\vartheta}_j \dot{\vartheta}_k \end{aligned} \quad 4.3$$

From Eqn. 4.2 the second term of acceleration in Eqn. 3.17 becomes:

$$\alpha_i \times r_i = \sum_{j=1}^i R_i^{j-1} z_{j-1} \times r_i \ddot{\vartheta}_j + \sum_{j=1}^i \sum_{k=1}^{j-1} \left(\left(R_i^{k-1} z_{k-1} \times R_i^{j-1} z_{j-1} \right) \times r_i \right) \dot{\vartheta}_j \dot{\vartheta}_k$$

and with the help of vector identity Eqn. 1.22 and Eqn. 1.8:

$$\begin{aligned} &= \sum_{j=1}^i R_i^{j-1} z_{j-1} \times r_i \ddot{\vartheta}_j + \sum_{j=1}^i \sum_{k=1}^{j-1} \left(R_i^{k-1} z_{k-1} \times \left(R_i^{j-1} z_{j-1} \times r_i \right) \right. \\ &\quad \left. - R_i^{j-1} z_{j-1} \times \left(R_i^{k-1} z_{k-1} \times r_i \right) \right) \dot{\vartheta}_j \dot{\vartheta}_k \end{aligned}$$

$$\begin{aligned} \alpha_i \times r_i &= \sum_{j=1}^i Q_i^{j-1} r_i \ddot{\vartheta}_j \\ &\quad + \sum_{j=1}^i \sum_{k=1}^{j-1} (Q_i^{k-1} Q_i^{j-1} - Q_i^{j-1} Q_i^{k-1}) r_i \dot{\vartheta}_j \dot{\vartheta}_k \end{aligned} \quad 4.4$$

Combining Eqn. 4.3 and Eqn. 4.4 we have:

$$\begin{aligned} a_i &= \sum_{j=1}^i Q_i^{j-1} r_i \ddot{\vartheta}_j + \sum_{j=1}^i \sum_{k=1}^{j-1} Q_i^{k-1} Q_i^{j-1} r_i \dot{\vartheta}_j \dot{\vartheta}_k \\ &\quad + \sum_{j=1}^i \sum_{k=j}^i Q_i^{j-1} Q_i^{k-1} r_i \dot{\vartheta}_j \dot{\vartheta}_k + R_i^{i-1} a_{i-1} \end{aligned} \quad 4.5$$

$$a_i = \sum_{j=1}^i Q_i^{j-1} r_i \ddot{\vartheta}_j + \sum_{j=1}^i \sum_{k=1}^i Q_i^{u-1} Q_i^{v-1} r_i \dot{\vartheta}_j \dot{\vartheta}_k + R_i^{i-1} a_{i-1}$$

where $u = \max(j, k)$ and $v = \min(j, k)$. The second and third term above added to

give k a range of 1 to i. Expanding the $R_i^{i-1}\mathbf{a}_{i-1}$ term gives the following:

$$R_i^{i-1}\mathbf{a}_{i-1} = \sum_{j=1}^{i-1} Q_i^{j-1} \mathbf{r}_{i-1} \ddot{\vartheta}_j + \sum_{j=1}^{i-1} \sum_{k=1}^{j-1} Q_i^{v-1} Q_i^{u-1} \mathbf{r}_{i-1} \dot{\vartheta}_j \dot{\vartheta}_k + R_i^{i-2} \mathbf{a}_{i-2} .$$

Continuing we have:

$$\begin{aligned} \mathbf{a}_i &= \sum_{m=1}^i \sum_{j=1}^m Q_i^{j-1} R_i^m \mathbf{r}_m \ddot{\vartheta}_j \\ &\quad + \sum_{m=1}^i \sum_{j=1}^m \sum_{k=1}^{j-1} Q_i^{v-1} Q_i^{u-1} R_i^m \mathbf{r}_m \dot{\vartheta}_j \dot{\vartheta}_k + R_i^0 g \mathbf{z}_0 . \end{aligned}$$

Changing the order of summation:

$$\begin{aligned} \mathbf{a}_i &= \sum_{m \geq j}^i \sum_{j=1}^i Q_i^{j-1} R_i^m \mathbf{r}_m \ddot{\vartheta}_j \\ &\quad + \sum_{m \geq u}^i \sum_{j=1}^i \sum_{k=1}^{j-1} Q_i^{v-1} Q_i^{u-1} R_i^m \mathbf{r}_m \dot{\vartheta}_j \dot{\vartheta}_k + R_i^0 g \mathbf{z}_0 . \end{aligned} \tag{4.6}$$

Pulling a rotation out:

$$\begin{aligned} \mathbf{a}_i &= R_i^0 \left[\sum_{m \geq j}^i \sum_{j=1}^m Q_0^{j-1} R_0^m \mathbf{r}_m \ddot{\vartheta}_j \right. \\ &\quad \left. + \sum_{m \geq u}^i \sum_{j=1}^m \sum_{k=1}^{j-1} Q_0^{v-1} Q_0^{u-1} R_0^m \mathbf{r}_m \dot{\vartheta}_j \dot{\vartheta}_k \right] + R_i^0 g \mathbf{z}_0 . \end{aligned}$$

From Eqn. 1.18 and 1.19 we have:

$$\mathbf{a}_i = R_i^0 \sum_{j=1}^i \sum_{k=1}^j \left(\frac{\partial \mathbf{p}_0^j}{\partial \vartheta_j} \ddot{\vartheta}_j + \frac{\partial \mathbf{p}_0^j}{\partial \vartheta_j \partial \vartheta_k} \dot{\vartheta}_k \dot{\vartheta}_j \right) + R_i^0 g \mathbf{z}_0 \tag{4.7}$$

From Eqn. 3.18 the center of mass acceleration, $\bar{\mathbf{a}}_i$, can also be expanded:

$$\begin{aligned} \bar{\mathbf{a}}_i &= R_i^0 \left[\sum_{j=1}^i Q_0^{j-1} R_0^j \bar{\mathbf{r}}_i \ddot{\vartheta}_j \right. \\ &\quad \left. + \sum_{j=1}^i \sum_{k=1}^{j-1} Q_0^{v-1} Q_0^{u-1} R_0^j \bar{\mathbf{r}}_i \dot{\vartheta}_j \dot{\vartheta}_k \right] + \mathbf{a}_i . \end{aligned} \tag{4.8}$$

where again $u = \max(j, k)$ and $v = \min(j, k)$. Using Eqns. 1.11 and 1.12 the above becomes:

$$\begin{aligned} \bar{\mathbf{a}}_i &= R_i^0 \sum_{j=1}^i \left(\frac{\partial R_0^j}{\partial \vartheta_j} \bar{\mathbf{r}}_i \right) \ddot{\vartheta}_j + R_i^0 \sum_{j=1}^i \sum_{k=1}^{j-1} \left(\frac{\partial^2 R_0^j}{\partial \vartheta_j \partial \vartheta_k} \bar{\mathbf{r}}_i \right) \dot{\vartheta}_j \dot{\vartheta}_k + \mathbf{a}_i \\ \bar{\mathbf{a}}_i &= R_i^0 \sum_{j=1}^i \left(\frac{\partial R_0^j}{\partial \vartheta_j} \bar{\mathbf{r}}_i + \frac{\partial \mathbf{p}_0^j}{\partial \vartheta_j} \right) \ddot{\vartheta}_j \\ &\quad + R_i^0 \sum_{j=1}^i \sum_{k=1}^{j-1} \left(\frac{\partial^2 R_0^j}{\partial \vartheta_j \partial \vartheta_k} \bar{\mathbf{r}}_i + \frac{\partial \mathbf{p}_0^j}{\partial \vartheta_j \partial \vartheta_k} \right) \dot{\vartheta}_j \dot{\vartheta}_k + R_0^j g \mathbf{z}_0 \end{aligned} \tag{4.9}$$

One can already see terms in $\bar{\mathbf{a}}_i$ above which are submatrices of the Lagrange terms $\frac{\partial T_0^j}{\partial \vartheta_j}$ and $\frac{\partial^2 T_0^j}{\partial \vartheta_j \partial \vartheta_k}$. These are just contributions of the coriolis and centrifugal acceleration.

In developing the expansion for \mathbf{a} and $\bar{\mathbf{a}}$, we expanded the coriolis-centripetal acceleration, $\boldsymbol{\alpha} \times \mathbf{b} + \boldsymbol{\omega} \times (\boldsymbol{\omega} \times \mathbf{b})$ operation where \mathbf{b} was \mathbf{r} for \mathbf{a} and $\bar{\mathbf{b}}$ was $\bar{\mathbf{r}}$ for $\bar{\mathbf{a}}$. In the following we write the inertia, I , as an integral over an outer product, $\mathbf{d}\mathbf{d}^t$; split this outer product and apply the coriolis-centripetal operation to one of the \mathbf{d} vectors; then use the same expansion as above for the coriolis-centripetal operation and then gather the \mathbf{d} vectors back together into an outer product and reintegrate to obtain an inertial J matrix.

For the present we ignore the last two terms of Eqn. 3.20, which represent terms passed down from upper links. We discuss their contribution later.

Eqn. 3.21 then simplifies to:

$$\boldsymbol{\tau}_i = (R_i^{i-1} \mathbf{z}_{i-1})^t \left[I_i \boldsymbol{\alpha}_i + \boldsymbol{\omega}_i \times I_i \boldsymbol{\omega}_i + m_i (\mathbf{r}_i + \bar{\mathbf{r}}_i) \times \bar{\mathbf{a}}_i \right] \quad 4.10$$

Using the relation between the center of mass inertia, I , and the J inertial matrix, Eqn. 1.27, this is:

$$\begin{aligned} \boldsymbol{\tau}_i = & (R_i^{i-1} \mathbf{z}_{i-1})^t \left\{ (\text{Tr}\{J\}E - J) \boldsymbol{\alpha}_i + \boldsymbol{\omega}_i \times (\text{Tr}\{J\}E - J) \boldsymbol{\omega}_i \right. \\ & - (\text{Tr}\{\bar{\mathbf{r}}_i \bar{\mathbf{r}}_i^t\} E - \bar{\mathbf{r}}_i \bar{\mathbf{r}}_i^t) \boldsymbol{\alpha}_i - \boldsymbol{\omega}_i \times ((\text{Tr}\{\bar{\mathbf{r}}_i \bar{\mathbf{r}}_i^t\} E - \bar{\mathbf{r}}_i \bar{\mathbf{r}}_i^t)) \boldsymbol{\omega}_i \\ & \left. + m_i (\bar{\mathbf{r}}_i + \mathbf{r}_i) \times \bar{\mathbf{a}}_i \right\}, \end{aligned}$$

using vector identity Eqn. 1.20, this becomes:

$$\begin{aligned} & (R_i^{i-1} \mathbf{z}_{i-1})^t \left\{ (\text{Tr}\{J\}E - J) \boldsymbol{\alpha}_i + \boldsymbol{\omega}_i \times (\text{Tr}\{J\}E - J) \boldsymbol{\omega}_i - \bar{\mathbf{r}}_i \times (\boldsymbol{\alpha}_i \times \bar{\mathbf{r}}_i) \right. \\ & \left. - \bar{\mathbf{r}}_i \times (\boldsymbol{\omega}_i \times (\boldsymbol{\omega}_i \times \bar{\mathbf{r}}_i)) + m_i (\bar{\mathbf{r}}_i + \mathbf{r}_i) \times \bar{\mathbf{a}}_i \right\} \end{aligned} \quad 4.11$$

The J terms of Eqn. 4.11 are defined as a mass integral of a dyadic, $\mathbf{d}_i \mathbf{d}_i^t$, Eqn. 1.24. If the integral over mass is pulled outside of the trace, these terms become:

$$\begin{aligned} & \int \left\{ (R_i^{i-1} \mathbf{z}_{i-1})^t (\text{Tr}\{\mathbf{d}_i \mathbf{d}_i^t\} E - \mathbf{d}_i \mathbf{d}_i^t \boldsymbol{\alpha}_i) \right. \\ & \left. + (R_i^{i-1} \mathbf{z}_{i-1})^t \boldsymbol{\omega}_i \times ((\text{Tr}\{\mathbf{d}_i \mathbf{d}_i^t\} E - \mathbf{d}_i \mathbf{d}_i^t) \boldsymbol{\omega}_i) \right\} dm, \end{aligned} \quad 4.12$$

and then using vector identity, Eqn. 1.20:

$$\begin{aligned} & = \int \left\{ (R_i^{i-1} \mathbf{z}_{i-1})^t \mathbf{d}_i \times (\boldsymbol{\alpha}_i \times \mathbf{d}_i) \right. \\ & \left. + (R_i^{i-1} \mathbf{z}_{i-1})^t (\boldsymbol{\omega}_i \times (\mathbf{d}_i \times (\boldsymbol{\omega}_i \times \mathbf{d}_i))) \right\} dm \end{aligned}$$

Examining the multiple vector product in the second term of the above expression:

$$\begin{aligned} & \boldsymbol{\omega}_i \times (\mathbf{d}_i \times (\boldsymbol{\omega}_i \times \mathbf{d}_i)) = \mathbf{d}_i \times (\boldsymbol{\omega}_i \times (\boldsymbol{\omega}_i \times \mathbf{d}_i)) + (\boldsymbol{\omega}_i \times \mathbf{d}_i) \times (\boldsymbol{\omega}_i \times \mathbf{d}_i) \\ & = \mathbf{d}_i \times (\boldsymbol{\omega}_i \times (\boldsymbol{\omega}_i \times \mathbf{d}_i)) \end{aligned}$$

Both terms then yield:

$$\begin{aligned} & = \int \left\{ (R_i^{i-1} \mathbf{z}_{i-1})^t \mathbf{d}_i \times (\boldsymbol{\alpha}_i \times \mathbf{d}_i) \right. \\ & \left. + (R_i^{i-1} \mathbf{z}_{i-1})^t \mathbf{d}_i \times (\boldsymbol{\omega}_i \times (\boldsymbol{\omega}_i \times \mathbf{d}_i)) \right\} dm \end{aligned} \quad 4.13$$

exchanging a dot and cross product we have:

$$\begin{aligned}
&= \int \left[(R_i^{i-1} \mathbf{z}_{i-1} \times \mathbf{d}_i)^t (\boldsymbol{\alpha}_i \times \mathbf{d}_i) + (R_i^{i-1} \mathbf{z}_{i-1} \times \mathbf{d}_i)^t (\boldsymbol{\omega}_i \times (\boldsymbol{\omega}_i \times \mathbf{d}_i)) \right] dm \\
&= \int \text{Tr} \left\{ (\boldsymbol{\alpha}_i \times \mathbf{d}_i) (Q_i^{i-1} \mathbf{d}_i)^t + \boldsymbol{\omega}_i \times (\boldsymbol{\omega}_i \times \mathbf{d}_i) (Q_i^{i-1} \mathbf{d}_i)^t \right\} dm \\
&= \int \text{Tr} \left\{ (\boldsymbol{\alpha}_i \times \mathbf{d}_i) \mathbf{d}_i^t (Q_i^{i-1})^t + (\boldsymbol{\omega}_i \times (\boldsymbol{\omega}_i \times \mathbf{d}_i)) \mathbf{d}_i^t (Q_i^{i-1})^t \right\} dm
\end{aligned}$$

Using steps identical to Eqn. 4.1-4.4 which expand $\boldsymbol{\alpha}_i$ and $\boldsymbol{\omega}_i$ Eqn. 4.13 becomes:

$$\begin{aligned}
&= \int \text{Tr} \left\{ R_i^0 \left(\sum_{j=1}^i R_0^{j-1} Q_j^{j-1} R_j^{j-1} \dot{\vartheta}_j \right. \right. \\
&\quad \left. \left. + \sum_{j=1k=1}^i (R_0^{k-1} R_k^{k-1} Q_k^{k-1} R_k^{j-1} Q_j^{j-1} R_j^{j-1} \dot{\vartheta}_j \dot{\vartheta}_k) \right. \right. \\
&\quad \left. \left. \mathbf{d}_i \mathbf{d}_i^t (R_i^0 R_0^{i-1} Q_i^{i-1} R_i^{i-1})^t \right\} dm
\end{aligned} \tag{4.14}$$

Bringing the integral over m inside the trace and using Eqn. 1.11 and Eqn. 1.12 we have:

$$\text{Tr} \left\{ R_i^0 \left(\sum_{j=1}^i \frac{\partial R_0^j}{\partial \vartheta_j} \dot{\vartheta}_j + \sum_{j=1k=1}^i \sum \frac{\partial^2 R_0^j}{\partial \vartheta_j \partial \vartheta_k} \dot{\vartheta}_j \dot{\vartheta}_k \right) J_i \left(\frac{\partial R_0^j}{\partial \vartheta_i} \right)^t R_0^j \right\} \tag{4.15}$$

Since $\text{Tr}\{BCD\} = \text{Tr}\{CDB\}$ and $R_i^0 R_0^j = E$, the identity, this is:

$$\sum_{j=1}^i \text{Tr} \left\{ \frac{\partial R_0^j}{\partial \vartheta_j} J_i \left(\frac{\partial R_0^j}{\partial \vartheta_i} \right)^t \right\} \dot{\vartheta}_j + \sum_{j=1k=1}^i \text{Tr} \left\{ \frac{\partial^2 R_0^j}{\partial \vartheta_j \partial \vartheta_k} J_i \left(\frac{\partial R_0^j}{\partial \vartheta_i} \right)^t \right\} \dot{\vartheta}_j \dot{\vartheta}_k \tag{4.16}$$

Now consider the last three terms of Eqn. 4.11 which using Eqn. 4.9 to expand $\bar{\mathbf{a}}$ and Eqns. 4.1 and 4.2 to expand $\boldsymbol{\omega}$ and $\boldsymbol{\alpha}$ with some cancellation we have:

$$\begin{aligned}
&(R_i^{i-1} \mathbf{z}_{i-1})^t \left[m_i (\bar{\mathbf{r}}_i + \mathbf{r}_i) \times R_i^0 \left(\sum_{j=1}^i \frac{\partial \mathbf{p}_0^j}{\partial \vartheta_j} \dot{\vartheta}_j + \sum_{j=1k=1}^i \sum \frac{\partial^2 \mathbf{p}_0^j}{\partial \vartheta_j \partial \vartheta_k} \dot{\vartheta}_j \dot{\vartheta}_k \right) \right. \\
&\quad \left. + m_i \mathbf{r}_i \times R_i^0 \left(\sum_{j=1}^i \frac{\partial R_0^j}{\partial \vartheta_j} \dot{\vartheta}_j \bar{\mathbf{r}}_i + \sum_{j=1k=1}^i \sum \frac{\partial^2 R_0^j}{\partial \vartheta_j \partial \vartheta_k} \dot{\vartheta}_j \dot{\vartheta}_k \mathbf{r}_i \right) \right] \\
&\quad + (R_i^{i-1} \mathbf{z}_{i-1})^t \left[m_i (\bar{\mathbf{r}}_i + \mathbf{r}_i) \times R_i^0 m_i g \mathbf{z}_0 \right]
\end{aligned} \tag{4.17}$$

Consider the first and third terms of Eqn. 4.17:

$$(R_i^{i-1} \mathbf{z}_{i-1})^t \left(m_i \bar{\mathbf{r}}_i \times R_i^0 \left[\sum_{j=1}^i \frac{\partial \mathbf{p}_0^j}{\partial \vartheta_j} \dot{\vartheta}_j + \sum_{j=1k=1}^i \sum \frac{\partial^2 \mathbf{p}_0^j}{\partial \vartheta_j \partial \vartheta_k} \dot{\vartheta}_j \dot{\vartheta}_k \right] \right) \tag{4.18}$$

The lower subscript on the bracket will be used to indicate that the contents of the bracket remain the same in the following discussion. Using vector identity,

Eqn. 1.20, and Q relation, Eqn. 1.9, this becomes:

$$\text{Tr} \left\{ R_i^0 \left[\dots \right]_{\gamma} (R_{i-1}^i z_{i-1} \times m_i \bar{r}_i)^t \right\} = \text{Tr} \left\{ R_i^0 \left[\dots \right]_{\gamma} m_i \bar{r}_i^t (Q_i^{i-1})^t \right\} , \quad 4.19$$

and since

$$Q_i^{i-1} = R_i^0 R_0^{i-1} Q_{i-1}^{i-1} R_{i-1}^i = R_i^0 \frac{\partial R_0^i}{\partial \vartheta_i} , \quad 4.20$$

Eqn. 4.19 becomes:

$$= \text{Tr} \left\{ \left[\sum_{j=1}^i \frac{\partial \mathbf{p}_0^j}{\partial \vartheta_j} + \sum_{j=1}^i \sum_{k=1}^i \frac{\partial^2 \mathbf{p}_0^j}{\partial \vartheta_j \partial \vartheta_k} \dot{\vartheta}_j \dot{\vartheta}_k \right]_{\gamma} m_i \bar{r}_i^t \left(\frac{\partial R_0^i}{\partial \vartheta_i} \right)^t \dot{\vartheta}_i \right\} \quad 4.21$$

Consider middle two terms of Eqn. 4.17:

$$\begin{aligned} & (R_i^{i-1} z_{i-1})^t m_i \bar{r}_i \times R_i^0 \left[\sum_{j=1}^i \frac{\partial \mathbf{p}_0^j}{\partial \vartheta_j} \dot{\vartheta}_j + \sum_{j=1}^i \sum_{k=1}^i \frac{\partial^2 \mathbf{p}_0^j}{\partial \vartheta_j \partial \vartheta_k} \dot{\vartheta}_j \dot{\vartheta}_k \right. \\ & \left. \sum_{j=1}^i \frac{\partial R_0^j}{\partial \vartheta_j} \ddot{\vartheta}_j \bar{r}_i + \sum_{j=1}^i \sum_{k=1}^i \frac{\partial^2 R_0^j}{\partial \vartheta_j \partial \vartheta_k} \dot{\vartheta}_j \dot{\vartheta}_k \mathbf{r}_i \right]_x , \end{aligned} \quad 4.22$$

using Eqn. 1.20 and again exchanging dot and cross products they can be recast into:

$$\text{Tr} \left\{ R_i^0 \left[\dots \right]_x (R_{i-1}^i z_{i-1} \times m_i \bar{r}_i)^t \right\} , \quad 4.23$$

and since by Eqn. 1.9 and Eqn 1.18:

$$R_{i-1}^i z_{i-1} \times \bar{r}_i = Q_{i-1}^i \bar{r}_i = R_i^0 R_0^{i-1} Q_{i-1}^{i-1} R_{i-1}^i \bar{r}_i = R_i^0 \frac{\partial \mathbf{p}_0^i}{\partial \vartheta_i} , \quad 4.24$$

they become:

$$\text{Tr} \left\{ m_i R_i^0 \left[\dots \right]_x \left(\frac{\partial \mathbf{p}_0^i}{\partial \vartheta_i} \right)^t \right\} \quad 4.25$$

Now consider the last terms in 4.17, i.e. the gravity terms.

$$(R_i^{i-1} z_{i-1})^t \left[m_i (\bar{r}_i + \mathbf{r}_i) \times R_i^0 m_i g \mathbf{z}_0 \right]$$

By exchanging a dot and vector product:

$$= (R_i^{i-1} z_{i-1} \times m_i (\bar{r}_i + \mathbf{r}_i))^t R_i^0 m_i g \mathbf{z}_0 = (Q_i^{i-1} (\bar{r}_i + \mathbf{r}_i))^t R_i^0 m_i g \mathbf{z}_0$$

$$= \text{Tr} \{ R_i^0 m_i g \mathbf{z}_0 [Q_i^{i-1} (\bar{r}_i + \mathbf{r}_i)]^t \}$$

Using 4.20 and 4.24 this can be written:

$$= \text{Tr} \{ m_i g \mathbf{z}_0 \left[\frac{\partial R_0^i}{\partial \vartheta_i} \bar{r}_i + \frac{\partial \mathbf{p}_0^i}{\partial \vartheta_i} \right]^t \} = \text{Tr} \left\{ \left[\frac{\partial R_0^i}{\partial \vartheta_i} \bar{r}_i + \frac{\partial \mathbf{p}_0^i}{\partial \vartheta_i} (m_i g \mathbf{z}_0) \right]^t \right\}$$

$$= m_i g (\mathbf{z}_0^a)^t \frac{\partial T_0^i}{\partial \vartheta_i} \bar{r}_i^a$$

Combining this result with Eqns. 4.21 and 4.25 we have:

$$\begin{aligned}
\tau_i = & \sum_{j=1}^i \text{Tr} \left\{ \left(\frac{\partial R_0^i}{\partial \vartheta_j} J_{i+m_i} \frac{\partial \mathbf{p}_0^i}{\partial \vartheta_j} \bar{\mathbf{r}}_i^t \right) \left(\frac{\partial R_0^i}{\partial \vartheta_i} \right)^t + \left(m_i \frac{\partial R_0^i}{\partial \vartheta_j} \bar{\mathbf{r}}_i + m_i \frac{\partial \mathbf{p}_0^i}{\partial \vartheta_j} \right) \left(\frac{\partial \mathbf{p}_0^i}{\partial \vartheta_i} \right)^t \right\} \dot{\vartheta}_j \\
& + \text{Tr} \left\{ \sum_{k=1}^i \sum_{l=1}^i \left(\left(\frac{\partial^2 R_0^i}{\partial \vartheta_j \partial \vartheta_k} J_{i+m_i} \frac{\partial^2 \mathbf{p}_0^i}{\partial \vartheta_j \partial \vartheta_k} \bar{\mathbf{r}}^t \right) \left(\frac{\partial R_0^i}{\partial \vartheta_i} \right)^t \right. \right. \\
& \left. \left. + \left(\frac{\partial^2 R_0^i}{\partial \vartheta_j \partial \vartheta_k} m_i \bar{\mathbf{r}}_i + \frac{\partial^2 \mathbf{p}_0^i}{\partial \vartheta_j \partial \vartheta_k m_i} \right) \left(\frac{\partial \mathbf{p}_0^i}{\partial \vartheta_i} \right)^t \right) \right\} \dot{\vartheta}_j \dot{\vartheta}_k + m_i g(\mathbf{z}_0^a)^t \frac{\partial T_0^i}{\partial \vartheta_i} \bar{\mathbf{r}}_i^a,
\end{aligned} \tag{4.26}$$

which can be shown by submatrix multiplication of the T matrices to be equivalent to:

$$\begin{aligned}
\tau_i = & \sum_{j=1}^i \text{Tr} \left\{ \frac{\partial T_0^i}{\partial \vartheta_j} J_i^a \left(\frac{\partial T_0^i}{\partial \vartheta_i} \right)^t \right\} \dot{\vartheta}_j \\
& + \sum_{j=1}^i \sum_{k=1}^i \text{Tr} \left\{ \frac{\partial^2 T_0^i}{\partial \vartheta_j \partial \vartheta_k} J_i^a \left(\frac{\partial T_0^i}{\partial \vartheta_i} \right)^t \right\} \dot{\vartheta}_k \dot{\vartheta}_j + m_i g(\mathbf{z}_0^a)^t \frac{\partial T_0^i}{\partial \vartheta_i} \bar{\mathbf{r}}_i^a,
\end{aligned} \tag{4.27}$$

where J_i^a is defined as in Eqn. 1.26.

This is the same result as the Lagrange set of equations, Eqn. 2.7, when upper link contributions are ignored.

Consider now the upper link contributions, i.e. the last two terms in Eqn. 3.20:

$$(R_i^{i-1} \mathbf{z}_{i-1})^t (\mathbf{r}_i \times R_i^{i+1} \mathbf{f}_{i+1} + R_i^{i+1} \mathbf{n}_{i+1}) \tag{4.28}$$

Assume for simplicity that $i+1$ is the last link of the arm, i.e. \mathbf{f}_{i+2} and \mathbf{n}_{i+2} are zero. We relax this assumption shortly.

We can rewrite the first term of Eqn. 4.28 using Eqn. 1.8, Eqn. 1.9, and Eqn. 1.21 as:

$$\text{Tr} \left\{ R_i^{i+1} \mathbf{f}_{i+1} (Q_i^{i-1} \mathbf{r}_i)^t \right\} = \text{Tr} \left\{ R_0^{i+1} \mathbf{f}_{i+1} (R_0^{i-1} Q_{i-1}^{i-1} \mathbf{r}_i)^t \right\}, \tag{4.29}$$

using Eqn. 3.19 and Eqn. 4.9 this can be written:

$$\begin{aligned}
= & \text{Tr} \left\{ \sum_{j=1}^{i+1} \left(\frac{\partial R_0^{i+1}}{\partial \vartheta_j} \bar{\mathbf{r}}_{i+1} + \frac{\partial \mathbf{p}_0^{i+1}}{\partial \vartheta_j} \right) \dot{\vartheta}_j \right. \\
& + \sum_{j=1}^{i+1} \sum_{k=1}^{i+1} \left(\frac{\partial^2 R_0^{i+1}}{\partial \vartheta_j \partial \vartheta_k} \bar{\mathbf{r}}_{i+1} + \frac{\partial^2 \mathbf{p}_0^{i+1}}{\partial \vartheta_j \partial \vartheta_k} \right) \dot{\vartheta}_j \dot{\vartheta}_k \\
& \left. + m_{i+1} g \mathbf{z}_0 \right\} (R_0^{i-1} Q_{i-1}^{i-1} \mathbf{r}_i)^t
\end{aligned} \tag{4.30}$$

Using the same steps used in deriving Eqn. 4.26 the second term in Eqn. 4.28 $(R_i^{i-1} \mathbf{z}_{i-1})^t R_i^{i+1} \mathbf{n}_{i+1}$, can be written:

$$\begin{aligned}
&= \sum_{j=1}^{i+1} \text{Tr} \left\{ \left(\frac{\partial R_0^{i+1}}{\partial \vartheta_j} J_{i+1+m_{i+1}} \frac{\partial \mathbf{p}_0^{i+1}}{\partial \vartheta_j} \bar{\mathbf{r}}_{i+1}^t + m_{i+1} g \mathbf{z}_0 \right) \left(\frac{\partial R_0^{i+1}}{\partial \vartheta_i} \right)^t \right. \\
&\quad \left. + \left(m_{i+1} \frac{\partial R_0^{i+1}}{\partial \vartheta_j} \bar{\mathbf{r}}_{i+1} + m_{i+1} \frac{\partial \mathbf{p}_0^{i+1}}{\partial \vartheta_j} + m_{i+1} g \mathbf{z}_0 \right) (R_0^{i-1} Q_{i-1}^{i-1} R_i^{i+1} \mathbf{r}_{i+1})^t \right\} \dot{\vartheta}_j \\
&+ \text{Tr} \left\{ \sum_{j=1}^i \sum_{k=1}^i \left(\left(\frac{\partial^2 R_0^{i+1}}{\partial \vartheta_j \partial \vartheta_k} J_{i+1+m_{i+1}} \frac{\partial^2 \mathbf{p}_0^{i+1}}{\partial \vartheta_j \partial \vartheta_k} \bar{\mathbf{r}}_{i+1}^t \right) \left(\frac{\partial R_0^{i+1}}{\partial \vartheta_i} \right)^t \right. \right. \\
&\quad \left. \left. + \left(\frac{\partial^2 R_0^{i+1}}{\partial \vartheta_j \partial \vartheta_k} m_{i+1} \bar{\mathbf{r}}_{i+1} + \frac{\partial^2 \mathbf{p}_0^{i+1}}{\partial \vartheta_j \partial \vartheta_k} m_{i+1} \right) (R_0^{i-1} Q_{i-1}^{i-1} R_i^{i+1} \mathbf{r}_{i+1})^t \right) \right\} \dot{\vartheta}_j \dot{\vartheta}_k.
\end{aligned} \tag{4.31}$$

Since from Eqn. 1.18:

$$R_0^{i-1} Q_{i-1}^{i-1} \mathbf{r}_i + R_0^{i-1} Q_{i-1}^{i-1} R_i^{i+1} \mathbf{r}_{i+1} = \frac{\partial \mathbf{p}_0^{i+1}}{\partial \vartheta_i}, \tag{4.32}$$

Eqn. 4.30 and Eqn. 4.31 can be combined to form:

$$\begin{aligned}
&= \sum_{j=1}^{i+1} \text{Tr} \left\{ \left(\frac{\partial R_0^{i+1}}{\partial \vartheta_j} J_{i+1+m_{i+1}} \frac{\partial \mathbf{p}_0^{i+1}}{\partial \vartheta_j} \bar{\mathbf{r}}_{i+1}^t \right) \left(\frac{\partial R_0^{i+1}}{\partial \vartheta_i} \right)^t \right. \\
&\quad \left. + \left(m_{i+1} \frac{\partial R_0^{i+1}}{\partial \vartheta_j} \bar{\mathbf{r}}_{i+1} + m_{i+1} \frac{\partial \mathbf{p}_0^{i+1}}{\partial \vartheta_j} \right) \left(\frac{\partial \mathbf{p}_0^{i+1}}{\partial \vartheta_i} \right)^t \right\} \dot{\vartheta}_j \\
&+ \text{Tr} \left\{ \sum_{j=1}^{i+1} \sum_{k=1}^{i+1} \left(\left(\frac{\partial^2 R_0^{i+1}}{\partial \vartheta_j \partial \vartheta_k} J_{i+1+m_{i+1}} \frac{\partial^2 \mathbf{p}_0^{i+1}}{\partial \vartheta_j \partial \vartheta_k} \bar{\mathbf{r}}_{i+1}^t \right) \left(\frac{\partial R_0^{i+1}}{\partial \vartheta_i} \right)^t \right. \right. \\
&\quad \left. \left. + \left(\frac{\partial^2 R_0^{i+1}}{\partial \vartheta_j \partial \vartheta_k} m_{i+1} \bar{\mathbf{r}}_{i+1} + \frac{\partial^2 \mathbf{p}_0^{i+1}}{\partial \vartheta_j \partial \vartheta_k} m_{i+1} \right) \left(\frac{\partial \mathbf{p}_0^{i+1}}{\partial \vartheta_i} \right)^t \right) \right\} \dot{\vartheta}_j \dot{\vartheta}_k, \\
&+ \text{Tr} \left\{ m_{i+1} g \mathbf{z}_0 \left(\frac{\partial R_0^{i+1}}{\partial \vartheta_i} + \frac{\partial \mathbf{p}_0^{i+1}}{\partial \vartheta_i} \right)^t \right\}
\end{aligned} \tag{4.33}$$

which when combined with Eqn. 4.27 can be reformed into:

$$\begin{aligned}
\tau_i &= \sum_{m=i}^{i+1} \sum_{j=1}^m \text{Tr} \left\{ \frac{\partial T_0^m}{\partial \vartheta_j} J_m^a \left(\frac{\partial T_0^m}{\partial \vartheta_i} \right)^t \right\} \dot{\vartheta}_j \\
&+ \sum_{m=i}^{i+1} \sum_{j=1}^m \sum_{k=1}^m \text{Tr} \left\{ \frac{\partial^2 T_0^m}{\partial \vartheta_j \partial \vartheta_k} J_m^a \left(\frac{\partial T_0^m}{\partial \vartheta_i} \right)^t \right\} \dot{\vartheta}_k \dot{\vartheta}_j \\
&+ \sum_{m=i}^{i+1} m_m g (\mathbf{z}_0^a)^t \frac{\partial T_0^m}{\partial \vartheta_i} \bar{\mathbf{r}}_m^a.
\end{aligned} \tag{4.34}$$

If the arm consists of n links then m can be summed from i to n , and we have Eqn. 2.11. One can see that the $\frac{\partial T_0^m}{\partial \vartheta_j}$ and the $\frac{\partial^2 T_0^m}{\partial \vartheta_j \partial \vartheta_k}$ terms contain the kinematic information of the arm. The J matrices determine the dynamic response and the $\frac{\partial T_0^m}{\partial \vartheta_i}$ projects the dynamics of the i^{th} and upper links onto the $i-1^{\text{th}}$ actuator axis.

5. IMPROVEMENTS TO NEWTON-EULER

We were successful in improving the Newton-Euler set in the following way.

If the operation, $\boldsymbol{\omega}_i \times (\boldsymbol{\omega} \times \mathbf{b}_i) + \boldsymbol{\alpha}_i \times \mathbf{b}_i$ is performed on general vector \mathbf{b}_i , it is equivalent by Eqns. 1.20 and 1.7 to $[\boldsymbol{\omega}_i \boldsymbol{\omega}_i^t - \text{Tr}\{\boldsymbol{\omega}_i \boldsymbol{\omega}_i^t\} \mathbf{E} + (\boldsymbol{\alpha}_i)^t \boldsymbol{\sigma}] \mathbf{b}$ or $A_i \mathbf{b}$ where A_i is given by:

$$A_i = \begin{bmatrix} -(\omega_y^2 + \omega_z^2) & \omega_x \omega_y - \alpha_z & \omega_x \omega_z + \alpha_y \\ \omega_y \omega_x + \alpha_z & -(\omega_z^2 + \omega_x^2) & \omega_y \omega_z - \alpha_x \\ \omega_z \omega_x - \alpha_y & \omega_z \omega_y + \alpha_z & -(\omega_x^2 + \omega_y^2) \end{bmatrix}$$

Using this consolidated operation, Eqns. 3.17-3.19 can be reexpressed as:

$$\mathbf{a}_i = A_i \mathbf{r}_i + R_i^{i-1} \mathbf{a}_{i-1}$$

$$\mathbf{f}_i = m_i A_i (\bar{\mathbf{r}}_i + \mathbf{r}_i) + m_i R_i^{i-1} \mathbf{a}_{i-1} + R_i^{i+1} \mathbf{f}_{i+1} \quad 5.1$$

And from Eqn. 4.11 for τ we have:

$$\begin{aligned} \tau_i = & (R_i^{i-1} \mathbf{z}_{i-1})^t \left\{ (\text{Tr}\{J\} \mathbf{E} - J) \boldsymbol{\alpha}_i + \boldsymbol{\omega}_i \times (\text{Tr}\{J\} \mathbf{E} - J) \boldsymbol{\omega}_i \right. \\ & - m_i (\text{Tr}\{\bar{\mathbf{r}}_i \bar{\mathbf{r}}_i^t\} \mathbf{E} - \bar{\mathbf{r}}_i \bar{\mathbf{r}}_i^t) \boldsymbol{\alpha}_i - \boldsymbol{\omega}_i \times m_i ((\text{Tr}\{\bar{\mathbf{r}}_i \bar{\mathbf{r}}_i^t\} \mathbf{E} - \bar{\mathbf{r}}_i \bar{\mathbf{r}}_i^t)) \boldsymbol{\omega}_i \\ & \left. + m_i (\bar{\mathbf{r}}_i + \mathbf{r}_i) \times (\bar{\mathbf{a}}_i) \right\} . \end{aligned}$$

Thus, we obtain the following for τ :

$$= \text{Tr} \left\{ A_i K_i (Q_i^{i-1})^t \right\} + (R_i^{i-1} \mathbf{z}_{i-1})^t \left[m_i (\bar{\mathbf{r}}_i + \mathbf{r}_i) \times \bar{\mathbf{a}}_i + \mathbf{r}_i \times R_i^{i+1} \mathbf{f}_{i+1} + R_{i+1} \mathbf{n}_{i+1} \right]$$

K_i is an inertial matrix about the $i-1^{\text{th}}$ origin but express in the i^{th} frame as below:

$$K_i = \begin{bmatrix} \frac{-I_{ixx} + I_{iyy} + I_{izz}}{2} & 0 & 0 \\ 0 & \frac{I_{ixx} - I_{iyy} + I_{izz}}{2} & 0 \\ 0 & 0 & \frac{I_{ixx} + I_{iyy} - I_{izz}}{2} \end{bmatrix}$$

The $\text{Tr}\{A_i K_i (Q_i^{i-1})^t\}$ can be written as $(R_i^{i-1})^t \text{Tr}\{A_i K_i \boldsymbol{\sigma}_i\}$ and therefore \mathbf{n} can be written:

$$\mathbf{n}_i = \text{Tr}\{A_i K_i (\boldsymbol{\sigma}_i)^t\} + m_i (\bar{\mathbf{r}}_i + \mathbf{r}_i) \times \bar{\mathbf{a}}_i + (\mathbf{r}_i) \times R_i^{i+1} \mathbf{f}_{i+1} + R_i^{i+1} \mathbf{n}_i . \quad 5.2$$

The first term for \mathbf{n} looks ominous but amounts to a $(A_i K_i)_{yz} - (A_i K_i)_{zy}$ contribution to n_x and similar contributions to n_y and n_z . $\boldsymbol{\sigma}$ selects components of \mathbf{n} . It is a matrix which performs the action of a cross product.

Replacing 3.19 by 5.1 and 3.20 by 5.2, we have the modified Newton-Euler set. This form saves some computation (see next section, especially Tables 3 and 4) and gives more parallelism to the computations (see Table 5).

6. COMPUTATIONAL COMPLEXITY COMPARISON

In the following we compare the Lagrange, Newton-Euler, and modified Newton-Euler formulations to determine their relative computational complexity as a function of the number of links in the arm, n . The complexity of the three approaches is displayed in Table 1.

Approach	multiplications	additions
Lagrange	$\frac{81}{6}n^3 + \frac{165}{2}n^2 + 5n$	$\frac{40}{3}n^3 + 58n^2 - \frac{64}{3}n$
Newton-Euler	$108n - 12$	$100n - 9$
Modified Newton-Euler	$90n - 27$	$88n - 24$

Table 1. Computational Complexity of Formulations

A similar table was derived by Hollerbach [Hol80]. However, he arrives at an n^4 dependence for the Lagrange formulation and a $150n$ dependence for the linear Newton-Euler formulation. The discrepancy can be accounted for by the fact that he carried out the operations "more or less as set forth" [Hol80] and made no effort to interpret the equations more efficiently.

To see how Table 1 was derived consider first the Lagrange approach. Determining the kinematic contribution for the ϑ_j coefficient is linear in the number of links, n , but determining the coefficient of the $\vartheta_j\vartheta_k$ is of order n^2 since the calculations must be done for each value of j and k . These kinematic calculations are then reperformed for all n torque calculations. So the whole process is of order n^3 . A breakdown of computations is shown in the Table 2.

Lagrange terms	multiplications	additions
T_j^i	$32n(n-1)$	$24n(n-1)$
$\left[\frac{\partial T_0^i}{\partial \vartheta_j} \right]_e$	$32n(n-1)$	$24n(n-1)$
$\left[\frac{\partial^2 T_0^i}{\partial \vartheta_j \partial \vartheta_k} \right]_\psi$	$\frac{32}{3}n(n^2-1)$	$8n(n^2-1)$
$\left[\sum_{j=1}^q \left\{ \left[\cdots \right]_e \dot{\vartheta}_j + \sum_{k=1}^q \left[\cdots \right]_\psi \dot{\vartheta}_j \dot{\vartheta}_k \right\} J_q^a \right]_d$	$\frac{17}{6}n^3 + \frac{17}{2}n^2 + \frac{209}{3}n$	$\frac{16}{3}n^3 + \frac{80}{3}n$
$\text{Tr} \left\{ \left[\cdots \right]_d \frac{\partial T_d^g}{\partial \vartheta_i} \right\}$	$8n^2 + 8n$	$8n^2 + 7n$
$\sum_{q=1}^n (z_0^q)^t \frac{\partial T_j^q}{\partial \vartheta_i} m_q g \bar{r}_q^a$	$2n^2 + 2n$	$2n^2 + n$
Total	$\frac{81}{6}n^3 + \frac{165}{2}n^2 + 5n$	$\frac{40}{3}n^3 + 58n^2 - \frac{64}{3}n$

Table 2. Breakdown of Lagrange Terms

Multiplications by Q_i^i have been ignored since they amount to a row interchange and a row negation. Appendix A shows in more detail how the terms are computed.

Now consider the Newton-Euler computations. Using the Newton-Euler equation set one moves from the base of the arm to the hand in computing the kinematics and then from the hand to the base in computing the dynamics. Thus to compute the torque, τ , the kinematic and dynamic calculations are performed only once for each link. If there are K kinematic and D dynamic calculations per link, the computational complexity of the Newton-Euler set for an n link arm is $(K+D)n$: a linear computation scheme. Besides this linearity another advantage of the Newton-Euler set is that terms representing insignificant torque contributions can be easily identified and, if approximations are acceptable, deleted. Identifying insignificant terms in the Lagrangian formulation is made difficult because individual contributions tend to be combined in unintuitive ways. (We noted earlier that the Newton-Euler formulation provided greater physical insight into the problem.) The Newton-Euler and the modified Newton-Euler computations are broken down in Table 3 and 4.

Many of the arithmetic operations tabulated in Table 4 can be performed concurrently. Table 5 presents the number of steps required to perform the

modified Newton-Euler equations if this concurrency is accounted for. This line of inquiry will be pursued in a future report.

N-E terms	multiplications	additions
ω_i	$9n$	$7n$
α_i	$9n$	$9n$
A_i	$6n$	$9n$
a_i	$18n$	$15n$
\bar{a}_i	$9n$	$9n$
f_i	$12(n-1)$	$9(n-1)$
$I_i \alpha_i$	$9n$	$6n$
$\omega_i \times (I_i \omega_i)$	$15n$	$9n$
$m(\mathbf{r}_i + \bar{\mathbf{r}}_i) \times \bar{\mathbf{a}}_i$	$6n$	$3n$
$\mathbf{r}_i \times R_j^{i+1} \mathbf{f}_{i+1}$	$6n$	$3n$
$R_{j+1}^i \mathbf{n}_{i+1}$	$9n$	$6n$
add \mathbf{n}	0	$15n$
Total	$108n-12$	$100n-9$

Table 3. Breakdown of Newton-Euler Terms

N-E terms	multiplications	additions
ω_i	$9n$	$7n$
α_i	$9n$	$9n$
A_i	$6n$	$9n$
\mathbf{a}_i	$18(n-1)$	$15(n-1)$
$m_i \bar{\mathbf{a}}_i$	$12n$	$9n$
\mathbf{f}_i	$9(n-1)$	$9(n-1)$
$\text{Tr}\{A_i K_i(\sigma)^t\}$	$6n$	$3n$
$m(\mathbf{r}_i + \bar{\mathbf{r}}_i) \times \bar{\mathbf{a}}_i$	$6n$	$3n$
$\mathbf{r}_i \times R_i^{i+1} \mathbf{f}_{i+1}$	$6n$	$3n$
$R_{i+1}^i \mathbf{n}_{i+1}$	$9n$	$6n$
add \mathbf{n}	0	$15n$
Total	$90n-27$	$88n-24$

Table 4. Breakdown of modified Newton-Euler Terms

N-E terms	multiplications	additions
ω_1	9	7
α_1	9	9
A_1	6	9
ω_2	9	7
α_2	9	9
$\omega_{i+2}, \alpha_{i+2}, A_{i+1}, a_i,$ $m_i \bar{a}_i, \text{Tr}\{A_i K_i \sigma_i\}, m_i \bar{r}_{i-1} \times \bar{a}_{i-1}$	18n	15n
$f_i, d_i, r_i \times R_i^{i+1} f_{i+1},$ $R_{i+1}^j d_{i+1}$	9n	12n
Total	27n+42	27n+41

Table 5. Simultaneous steps in N-E computation.

It was noted earlier in Section 2 that some applications require the torque to be in the form given by Eqn. 2.11, viz:

$$\tau = M(\vartheta)\ddot{\vartheta} + C(\vartheta, \dot{\vartheta}) + G(\vartheta)$$

This form results naturally from the Lagrangian formulations, however, it can be obtained with less effort from the Newton-Euler equation set using the technique outlined at the end of Section 3. The number of calculations involved will be of the form, $k_1 \frac{n(n+1)}{2} + d_1 \frac{n(n+1)}{2}$ for the M matrix and of the form $k_2 \frac{n(n+1)(2n+1)}{6} + d_2 \frac{n(n+1)}{2}$ for the Cⁱ matrices. (Symmetry of the M and Cⁱ matrices has been taken into account)

7. APPLICATION TO SIMULATION

The improved Newton-Euler together with the strobing technique proposed at the end of section 3 can be used to perform efficient simulations. An important use for simulation is in the evaluation of arm control strategies.

In simulating the arm we are given an input torque vector $\tau(t)$ and initial values of the relative angular velocity vector, $\dot{\theta}(0)$ and relative angular position vector, $\theta(0)$, and are required to determine the resulting $\dot{\theta}(t)$, $\theta(t)$, and $\ddot{\theta}(t)$. Solving Eqn. 2.11 for $\ddot{\theta}(t)$, we have an expression of the form:

$$\ddot{\theta} = M(\theta)^{-1}[\tau - C(\dot{\theta}, \theta) - G(\theta)] = f(\dot{\theta}, \theta)$$

If $\dot{\theta}$ is represented by γ , we have a system of $2n$ equations (where again n is the number of links):

$$\dot{\gamma} = f(\dot{\theta}, \theta)$$

$$\dot{\theta} = \gamma$$

Now that we have the equations in this form we can perform a standard Runge-Kutta four point integration. Assume that y represents the augmented $2n$ vector $(\gamma, \theta)^t$ and further assume that g represents the augmented $2n$ vector $(f, \gamma)^t$. The equations become simply:

$$\dot{y} = g(y)$$

In the four point technique the function, g , is computed four times each step of the simulation to determine values, h_i given below:

$$h_1 = \varepsilon g(y_n)$$

$$h_2 = \varepsilon g(y_n + \frac{1}{2}h_1)$$

$$h_3 = \varepsilon g(y_n + \frac{1}{2}h_2)$$

$$h_4 = \varepsilon g(y_n + h_3)$$

These h terms are then weighted and summed to determine the next incremental value of y :

$$y_{n+1} = y_n + \frac{1}{6}(h_1 + 2h_2 + 2h_3 + h_4)$$

The new values of y are, of course, just the new values of $\dot{\theta}$ and θ . The step size ε can be determined once one knows the maximum possible change in θ or $\dot{\theta}$, which can in turn be found from the maximum arm velocity. ε should be taken small enough so that changes in angle and angular velocity are not excessive.

Evaluating g at its various input values is not simple. One must obtain the C and G contributions and subtract them from τ . Then one must determine the M matrix, invert it, and then solve for $\ddot{\theta}$. The Lagrange equations yield an explicit form for the M , C and G matrices, but as was shown in the previous section, they are of order n^3 . Instead the following approach works better.

First one obtains the combined $C+G$ contribution by zeroing the the $\ddot{\theta}$ input vector and inputting the $\dot{\theta}$ and θ vectors present in the y , $y + \frac{1}{2}h_1$, $y + \frac{1}{2}h_2$, or $y + h_3$ input vector (depending on which point is being evaluated).

This contribution is subtracted from τ . Next one inputs zero gravity and also

zeroes out the $\dot{\mathbf{v}}$ contributions present in \mathbf{y} , $\mathbf{y} + \frac{1}{2}\mathbf{h}_1$, $\mathbf{y} + \frac{1}{2}\mathbf{h}_2$, or $\mathbf{y} + \mathbf{h}_3$, but retains the \mathbf{v} values. The Newton-Euler equations are then strobed for various components of \mathbf{M} by setting all but one component of $\dot{\mathbf{v}}$ to zero. This process involves operations of the order $k_1 \frac{n(n+1)}{2} + d_1 \frac{n(n+1)}{2} + k_2 n + d_2 n$. One can take advantage of the symmetry of \mathbf{M} (see Section 2). Inverting \mathbf{M} can be done by Gaussian elimination with no pivoting necessary since \mathbf{M} is a positive definite matrix. [HoT80] $\dot{\mathbf{v}}$ can be found using:

$$\dot{\mathbf{v}} = \mathbf{M}^{-1}(\boldsymbol{\tau} - \mathbf{C} - \mathbf{G})$$

The resultant $\dot{\mathbf{v}}$ and \mathbf{v} are determined from the input $\boldsymbol{\tau}$ using Runge Kutta four point integration discussed above.

8. CONCLUSION

A thorough investigation of the Lagrange and Newton-Euler arm formulations was performed. They were shown to be consistent. The insight gained in this study enabled us to formulate a more efficient Newton-Euler equation set suitable for real-time control applications or high speed simulation studies. Additionally, the technique of strobing, outlined in Section 3 allows one to identify the inertial and coriolis-centrifugal matrices used in an explicit representation of the torques without recourse to the Lagrangian formulation.

9. BIBLIOGRAPHY

- [Bej74] Bejczy, A. K., "Robot Arm Dynamics and Control," *Technical Memo 33-669*, Jet Propulsion Laboratory, February 1974.
- [DeH55] Denavit, J., R. S. Hartenberg, "A Kinematic Notation for Lower-Pair Mechanisms Based on Matrices," *Journal of Applied Mechanics*, pp. 215-221, Jun. 1955.
- [Hol80] Hollerbach, J. M., "A Recursive Lagrangian Formulation of Manipulator Dynamics and a Comparative Study of Dynamics Formulation Complexity," *IEEE Trans. on Systems, Man, and Cybernetics*, Vol. SMC-10, No. 11, Nov. 1980 pp. 730-736.
- [HoT80] Horowitz, R., M. Tomizuka, "An Adaptive Control Scheme for Mechanical Manipulators- Compensation of Nonlinearity and Decoupling Control," *Dynamic System and Control Division of the A.S.M.E.*, Winter Annual Meeting, Chicago, Ill., Nov. 1980.
- [Lew74] Lewis, R. A., "Autonomous Manipulation on a Robot: Summary of Manipulator Software Functions," *Technical Memo 33-679*, Jet Propulsion Lab, Mar. 1974.
- [LWP80] Luh, J. Y. S., M. W. Walker, and R. P. C. Paul, "On-Line Computational Scheme for Mechanical Manipulators," *Trans. ASME: Journal of Dynamic Systems, Measurement, and Control*, Vol. 120, Jun. 1980 pp. 69-76.
- [Pau72] Paul, R. "Modeling, Trajectory Calculation, and Servoing of a Computer Controlled Arm," *Stanford Artificial Intelligence Laboratory Memo AM-177*, Nov. 1972.
- [Sym71] Symon, K. R., *Mechanics, 3rd addition, Addison-Wesley, 1971.*

APPENDIX

The following is a possible strategy for computing the Lagrange equations in order n^3 operations.

First build up all the transformations T_r^s . Product pairs are of the form:

$$T_0^1 T_1^2 \quad T_1^2 T_2^3 \quad T_2^3 T_3^4 \quad \cdots \quad T_{n-2}^{n-1} T_{n-1}^n \quad n-1 \quad T \text{ multiplications}$$

Triples can be built up as:

$$T_0^1 T_1^2 T_2^3 \quad T_1^2 T_2^3 T_3^4 \quad \cdots \quad T_{n-3}^{n-2} T_{n-2}^{n-1} T_{n-1}^n \quad n-2 \quad T \text{ multiplications}$$

Thus to compute all the T_j^k 's takes $\sum_{m=1}^{n-1} (n-m)$ matrix multiplications or $32n(n-1)$ multiplications and $24n(n-1)$ additions.

One can compute the $\frac{\partial T_0^1}{\partial v_j}$ in the following way.

$$Q_0^0 T_0^1 \quad \text{takes 1 Q multiplication}$$

$$Q_0^0 T_0^2 \quad \text{takes 1 Q multiplication}$$

$$T_0^1 Q_1^1 T_1^2 \quad \text{takes 1 Q and 1 T multiplication}$$

$$Q_0^0 T_0^3 \quad \text{takes 1 Q multiplication}$$

$$T_0^1 Q_1^1 T_1^3 \quad \text{takes 1 T multiplication}$$

$$T_0^2 Q_1^1 T_2^3 \quad \text{takes 1 Q and 1 T multiplication}$$

One can see the pattern. Each link takes $n-1$ T multiplications. (Q multiplications are not counted since they consist of a row negation followed by a row interchange.) The total number of calculations is $\sum_{m=1}^n (m-1)$ T multiplications or $32n(n-1)$ multiplications and $24n(n-1)$ additions.

The $\frac{\partial T_0^1}{\partial v_j \partial v_k}$ terms can be computed using the T_j^1 and $\frac{\partial T_0^1}{\partial v_j}$ fragments as the examples below:

$$Q_0^0 Q_0^0 T_0^1 \quad \text{takes 1 Q multiplication}$$

$$Q_0^0 Q_0^0 T_0^2 \quad \text{takes 1 Q multiplication}$$

$$Q_0^0 T_0^1 Q_1^1 T_1^2 \quad \text{takes 1 Q multiplication}$$

$$T_0^1 Q_1^1 Q_1^1 T_1^2 \quad \text{takes 1 Q and 1 T multiplication}$$

$$Q_0^0 Q_0^0 T_0^3 \quad \text{takes 1 Q multiplication}$$

$$Q_0^0 T_0^1 Q_1^1 T_1^3 \quad \text{takes 1 Q multiplication}$$

$T_0^0 T_0^2 Q_2^2 T_2^3$ takes 1 Q multiplication

$T_0^1 Q_1^1 Q_1^1 T_1^2 T_2^3$ takes 1 T multiplication

$T_0^1 Q_1^1 T_1^2 Q_2^2 T_2^3$ takes 1 T and 1 Q multiplication

$T_0^2 Q_2^2 Q_2^2 T_2^3$ takes 1 T and 2 Q multiplications

For each link i it takes $\frac{i(i-1)}{2}$ T multiplications. If this is summed over all the links, we have $\frac{32}{3}n(n^2-1)$ multiplications and $16n(n^2-1)$ additions.

To produce $\sum_{j=1}^q \frac{\partial T_0^q}{\partial \vartheta_j} \vartheta_j$ takes $16q$ multiplications and $16(q-1)$ additions.

To produce pairs $\vartheta_j \vartheta_k$ takes $\frac{q(q-1)}{2}$ multiplications. Since $\frac{\partial^2 T_1^q}{\partial \vartheta_j \partial \vartheta_j} = \frac{\partial^2 T_1^q}{\partial \vartheta_j \partial \vartheta_j}$, in order to produce $\sum_{j=1}^q \sum_{k=1}^q \frac{\partial^2 T_1^q}{\partial \vartheta_j \partial \vartheta_i} \vartheta_j \vartheta_k$ takes an additional $\frac{16q(q-1)}{2}$ multiplications and $16(q+1)(q-1)$ additions. To combine these two terms takes an additional 16 additions. To multiply by J_q takes 64 multiplication and 48 additions.

To produce the kinetic term:

$$\left[\sum_{j=1}^q \left\{ \frac{\partial T_0^q}{\partial \vartheta_j} \vartheta_j + \sum_{k=1}^q \frac{\partial T_0^q}{\partial \vartheta_j \partial \vartheta_k} \vartheta_j \vartheta_k \right\} J_q \right]_{\nu}$$

takes $8 \frac{1}{2}q(q+1)+64$ multiplications and $16q(q+1)+32$ additions.

To produce the above terms for all values of q takes:

$$\sum_{q=1}^n [8 \frac{1}{2}q(q+1)+64] = \frac{17}{6}n(n+1)(n+2)+64n \text{ multiplications}$$

$$\sum_{q=1}^n [16q(q+1)+32] = 32n + \frac{16}{3}n(n^2-1) \text{ additions}$$

Now pick a value for i . To produce:

$$\text{Tr} \left\{ \left[\dots \right]_{\nu} J_q \frac{\partial T_0^q}{\partial \vartheta_i} \right\}_{\zeta}$$

for $q=i$ to n takes $16(n-i+1)$ multiplications and $15(n-i+1)$ additions since we are only interested in the diagonal terms. Besides this there is a cost for summing the terms:

$$\sum_{q=i}^n \left[\dots \right]_{\zeta}$$

of $n-i$ additions. Summing contributions for all i 's results in:

$$\sum_{i=1}^n 16(n-i+1) = 8n(n+1) \text{ multiplications}$$

and

$$\sum_{i=1}^n 15(n-i+1) + n-i = 8n^2 + 7n \text{ additions}$$

In the gravity terms:

$$(\mathbf{z}_0^a)^t \sum_{q=i}^n \frac{\partial T_i^q}{\partial \vartheta_i} m_q g \bar{\mathbf{r}}_q^a$$

only one component of $\frac{\partial T_i^q}{\partial \vartheta_i} m_q g \bar{\mathbf{r}}_q^a$ need be considered since the $(\mathbf{z}_0^a)^t$ projects out only one component. Computing the needed component requires $4(n-i+1)$ multiplications and $3(n-i+1)$ additions. Summing this for all i yields $2n^2+2n$ multiplications and $\frac{3}{2}n^2+\frac{3}{2}n$ additions. Add to this $\frac{n^2}{2}-\frac{n}{2}$ additions to sum up the results.

Summing all contributions gives us a total of:

$$\frac{81}{6}n^3 + \frac{165}{2}n^2 + 5n \quad \text{total additions}$$

$$\frac{40}{3}n^3 + 58n^2 - \frac{64}{3}n \quad \text{total multiplications}$$

These are the results reported in Tables 1 and 2.